

THIS DRAWING IS UNPUBLISHED.

RELEASED FOR PUBLICATION

20

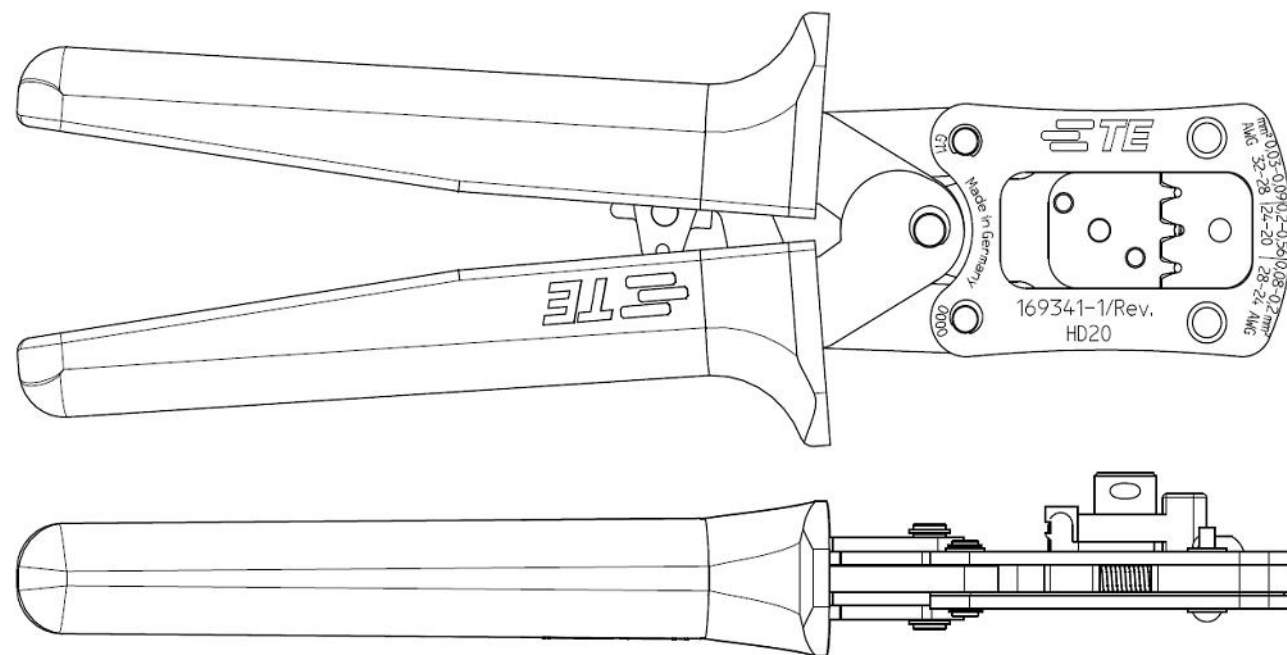
© COPYRIGHT 20 BY -

ALL RIGHTS RESERVED.

REVISIONS



P	LTR	DESCRIPTION	DATE	DWN	APVD
	D	New Drawing	22FEB2016	W I	GS

HAND TOOL HD20 0,03 - 0.56 SQMM



Dimensions:
195x63x30 mm (LxW xH)

Kontakt	Nest	Querschnitt	Drahtcrimp/Wire Crimp		Isolationscrimp/Insulation Crimp		Abisolierlänge	Isolat. Ø	Betriebsanleitung
Contact	Crimp Profile	Wire Size mm ²	Höhe/Height mm	Breite/Width mm	Höhe/Height mm	Breite/Width mm	Stripping Length (mm)	Insul. Ø	Instruction Sheet
166997 166998	1	0.03-0.09 AWG 32-28	0.53 ±0.05	0.84	1.20 ±0.1	1.40	2.15-2.65	1.3-1.5	411-19138
66504 66506	2	0.20-0.56 AWG 24-20	0.80 ±0.05	1.40	1.55 ±0.1	1.60	2.15-2.65	1.0 max.	
66505 66507	3	0.08-0.20 AWG 28-24	0.72 ±0.05	1.07	1.20 ±0.1	1.40	2.15-2.65	0.5-1.0	

THIS DRAWING IS A CONTROLLED DOCUMENT.		DWN C.Witt	22FEB2016	 TE Connectivity			
DIMENSIONS: mm		CHK C.Witt	22FEB2016				
TOLERANCES UNLESS OTHERWISE SPECIFIED:		APVD G.Stegmayer	22FEB2016	NAME HAND TOOL HD20 HANDZANGE HD20			
		PRODUCT SPEC	-	-			
MATERIAL		APPLICATION SPEC	-	SIZE	CAGE CODE	DRAWING NO	RESTRICTED TO
FINISH		WEIGHT	280 g	A3	00779	©=169341-1	-
-		CUSTOMER DRAWING		SCALE	1:1	SHEET	1 OF 1
-						REV	D