

THE INFORMATION CONTAINED IN THIS DRAWING IS THE SOLE PROPERTY OF L-COM, INC.. ANY REPRODUCTION IN PART OR WHOLE WITHOUT THE WRITTEN PERMISSION OF L-COM, INC. IS PROHIBITED.

REVISIONS			
REV	DESCRIPTION	DATE	APPROVED
A	INITIAL RELEASE	10/03/11	B.PUCHASKI

D

D

C

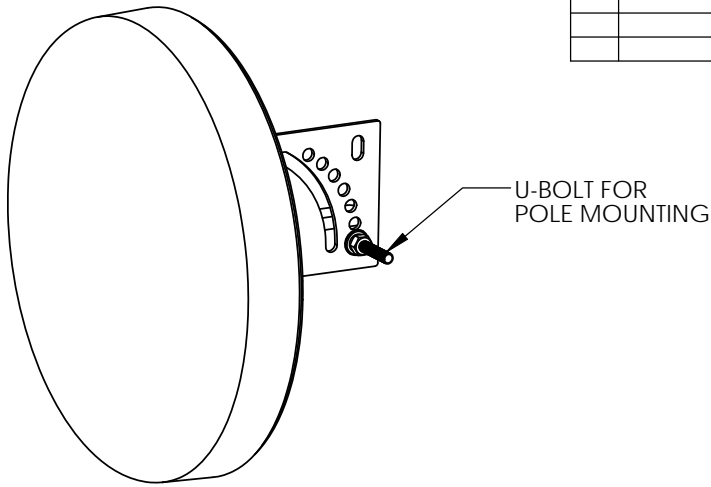
C

B

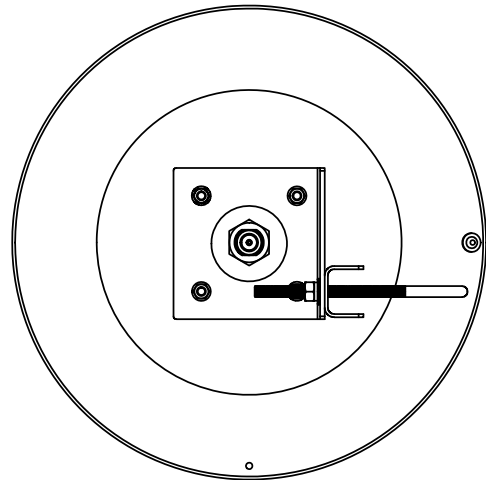
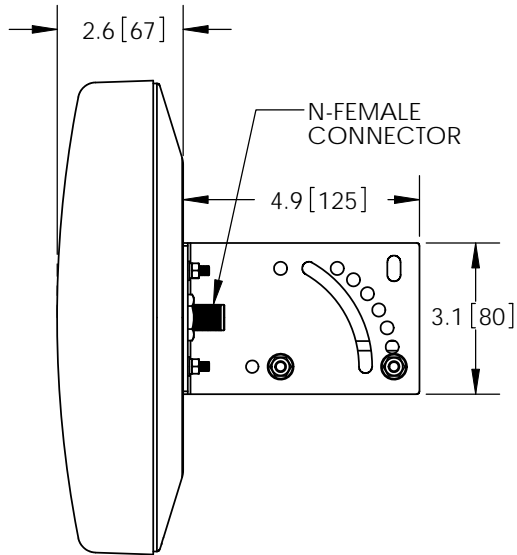
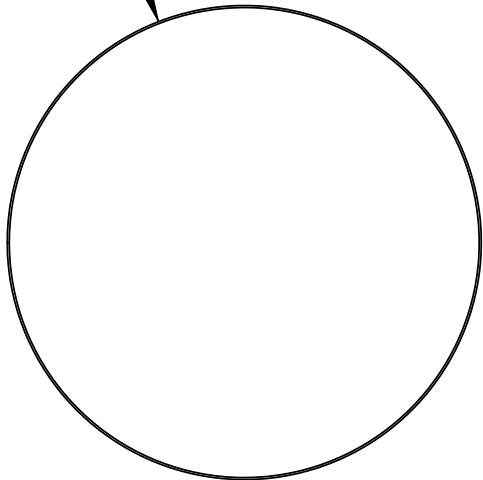
B

A

A



Ø9.9 [251]



RoHS Compliant ✓

NOTES:
PACKAGING:
COMPONENT SHALL BE PACKAGED IN ACCORDANCE
WITH L-COM SPEC PKG-00011

- ALL DIMENSIONS FOR REFERENCE -

UNLESS OTHERWISE SPECIFIED, DIMENSIONS ARE IN INCHES [mm] DIMENSIONAL TOLERANCES: .X = ±.1 .XX = ±.01 .XXX = ±.005 ANGULAR TOLERANCES: ALL = ± 1° PROJECTION 	APPROVALS	DATE	 45 BEECHWOOD DRIVE NORTH ANDOVER, MA 01845	
	DRAWN BY B.PUCHASKI	10/03/11		
	CHECKED BY P.PESA	10/03/11	CATEGORY ANTENNA	
	APPROVED BY P.PESA	10/03/11	PRODUCT DESCRIPTION 5.8GHz 17dBi BACKFIRE ANTENNA W/ N-FEMALE CONNECTOR	
CONFIGURATION DETAILS OF UNDIMENSIONED FEATURES MAY VARY		SIZE A	FSCM NO. 43321	DWG. NO. HG5817D
COLOR VARIATIONS MAY OCCUR		SCALE: NONE	CAD FILE: HG5817D.SLDDRW	REV. A
		SHEET 1 OF 1		