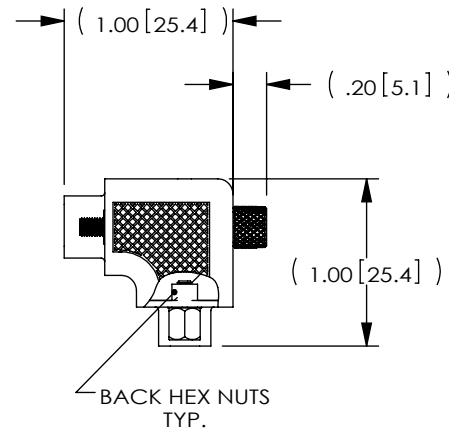
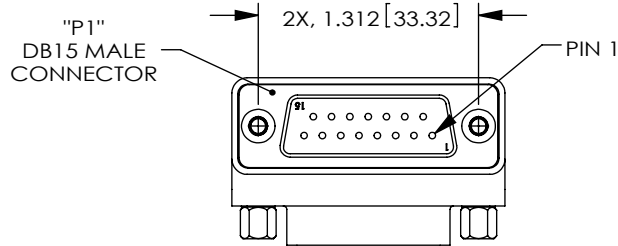
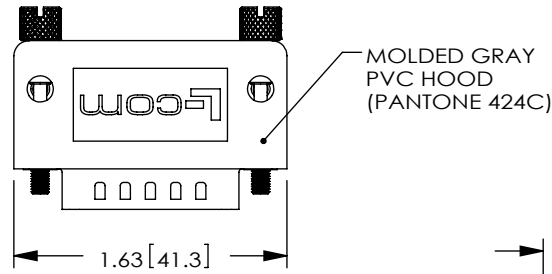


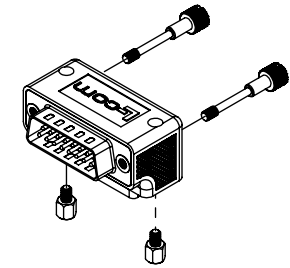
THE INFORMATION CONTAINED IN THIS DRAWING IS THE SOLE PROPERTY OF L-COM, INC. ANY REPRODUCTION IN PART OR WHOLE WITHOUT THE WRITTEN PERMISSION OF L-COM, INC. IS PROHIBITED.

REVISIONS			
REV	DESCRIPTION	DATE	APPROVED
E	ECN 8129: ADD OPERATING TEMP. RANGE, UPT ROHS AND DWG FORMAT	10/16/15	S.LI

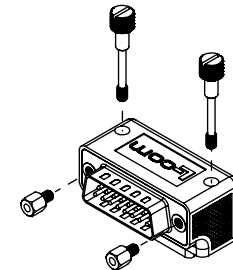


HARDWARE CONFIGURATIONS

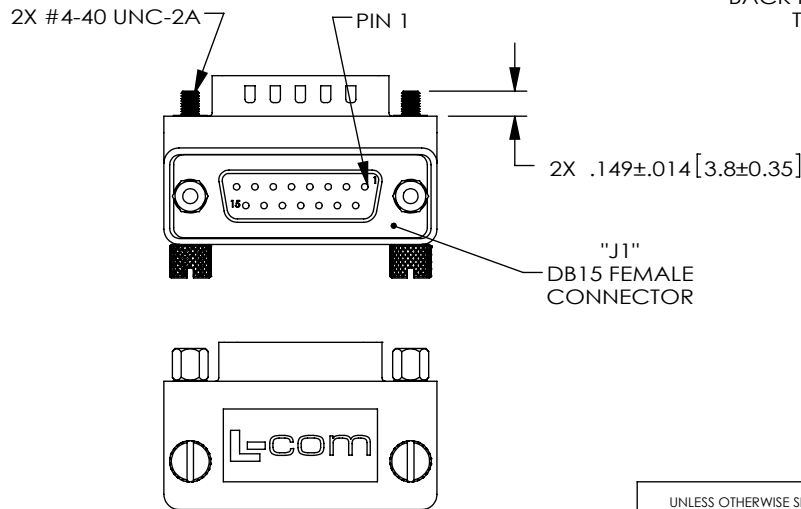
STANDARD HARDWARE CONFIGURATION



ALTERNATE HARDWARE CONFIGURATION



WIRING MAP	
"P1"	"J1"
1	1
2	2
3	3
4	4
5	5
6	6
7	7
8	8
9	9
10	10
11	11
12	12
13	13
14	14
15	15
SHELL	SHELL



NOTES:

- ADAPTOR SHALL BE TESTED FOR CONTINUITY.
- ADAPTOR SHALL BE INDIVIDUALLY PACKAGED IN ACCORDANCE WITH L-COM SPECIFICATION PS-0031.
- PRODUCT SHIPPED IN STANDARD HARDWARE CONFIGURATION SHOWN ABOVE AND IN EXPLODED VIEW.
- OPERATING TEMPERATURE RANGE: -15°C~+70°C

REGULATORY COMPLIANCE:

CE2011/65/EU (RoHS DIRECTIVE)

UNLESS OTHERWISE SPECIFIED, DIMENSIONS ARE IN INCHES [mm] OVERALL CABLE LENGTH TOLERANCE: ≤12 [305] = +1 [25] / -0 >12 [305] ≤60 [1524] = +2 [51] / -0 >60 [1524] ≤120 [3048] = +4 [102] / -0 >120 [3048] ≤300 [7620] = +6 [152] / -0 >300 [7620] = +5% / -0% ALL OTHER DIMENSIONAL TOLERANCES: .X = ±.2 [5.08] .XX = ±.02 [51] .XXX = ±.005 [13]	APPROVALS	DATE		45 BEECHWOOD DRIVE NORTH ANDOVER, MA 01845
	DRAWN BY D.FRISIELLO	1/2/09		
PROJECTION 	CHECKED BY D.FORTIN	1/2/09	CATEGORY	
	APPROVED BY S.SMITH	1/2/09	D-SUBMINIATURE	
CONFIGURATION DETAILS OF UNDIMENSIONED FEATURES MAY VARY COLOR VARIATIONS MAY OCCUR	PRODUCT DESCRIPTION ADPT,DB15M/F RA ORIENTATION 1		SIZE A	FSCM NO. 43321
DWG. NO. DG9015MF1		REV. E	SCALE: NONE CAD FILE: DG9015MF1.SLDDRW SHEET 1 OF 1	