

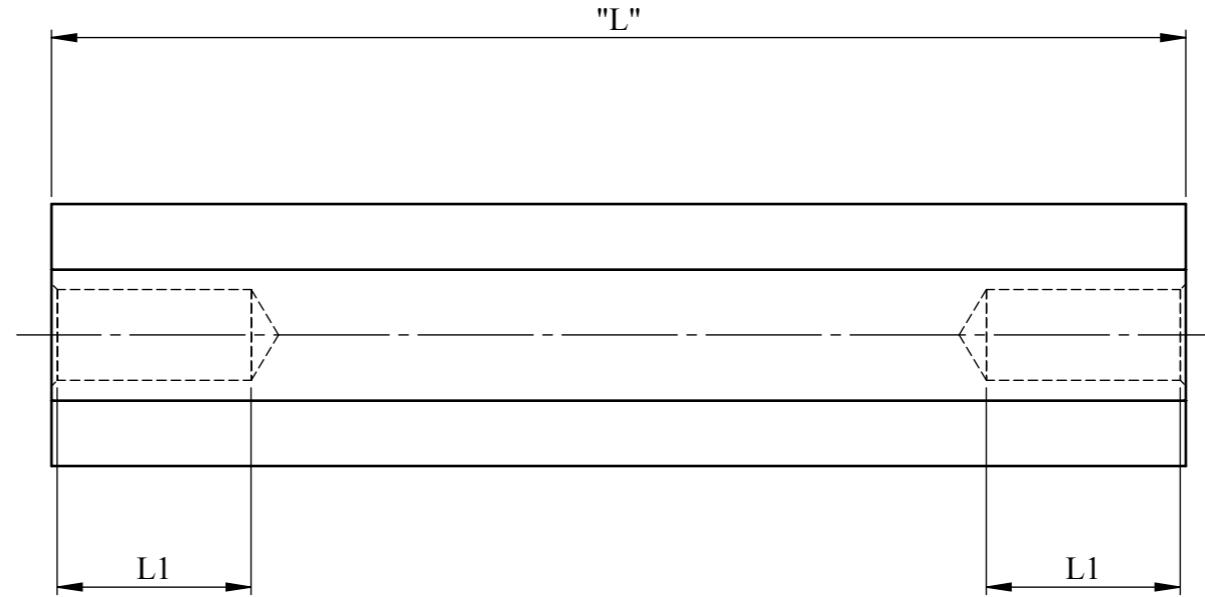
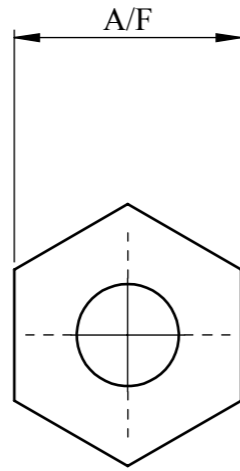
DEBUR AND BREAK SHARP EDGES

DO NOT SCALE DRAWING

REVISION

A/F DIMS.	
THREAD	A/F
M3	6mm
M4	7mm
M6	10mm

TR Pt.No.	Size	L1
TRHTSA-M3-10-1	M3 x 10	10
TRHTSA-M3-15-1	M3 x 15	7
TRHTSA-M3-20-1	M3 x 20	7
TRHTSA-M3-25-1	M3 x 25	7
TRHTSA-M3-30-1	M3 x 30	7
TRHTSA-M4-10-1	M4 x 10	10
TRHTSA-M4-15-1	M4 x 15	15
TRHTSA-M4-20-1	M4 x 20	9
TRHTSA-M4-25-1	M4 x 20	9
TRHTSA-M4-30-1	M4 x 30	9
TRHTSA-M6-10-1	M6 x 10	10
TRHTSA-M6-15-1	M6 x 15	15
TRHTSA-M6-20-1	M6 x 20	10
TRHTSA-M6-25-1	M6 x 25	12
TRHTSA-M6-30-1	M6 x 30	12
TRHTSA-M3-10-2	M3 x 10	10
TRHTSA-M3-15-2	M3 x 15	7
TRHTSA-M3-20-2	M3 x 20	7
TRHTSA-M3-25-2	M3 x 25	7
TRHTSA-M3-30-2	M3 x 30	7
TRHTSA-M4-10-2	M4 x 10	10
TRHTSA-M6-15-2	M4 x 15	15
TRHTSA-M4-20-2	M4 x 20	9
TRHTSA-M4-25-2	M4 x 20	9
TRHTSA-M4-30-2	M4 x 30	9
TRHTSA-M6-10-2	M6 x 10	10
TRHTSA-M6-15-2	M6 x 15	15
TRHTSA-M6-20-2	M6 x 20	10
TRHTSA-M6-25-2	M6 x 25	12
TRHTSA-M6-30-2	M6 x 30	12



A DRAWN 21/07/14

NOTES



DESIGN RIGHT. TR FASTENINGS LTD, 2003  
 UNDER NO CIRCUMSTANCES MUST THIS  
 DRAWING BE COPIED OR DISCLOSED,  
 WITHOUT FIRST OBTAINING WRITTEN  
 AUTHORITY.

UNLESS OTHERWISE SPECIFIED:  
 DIMENSIONS ARE IN MILLIMETERS  
 SURFACE FINISH:  
 TOLERANCES:

ISO 2768 m	
NAME	DATE
DRAWN MARTIN ELLIOTT	21/07/14
CHK'D	
APPV'D	

CUSTOMER PART No

MATERIAL:

ALUMINIUM

HEAT TREATMENT

N/A

FINISH:

N/A

TITLE:

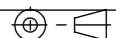
ALUMINUM HEXAGON SPACER  
 FEMALE/FEMALE

DWG NO.

TRHTSA-M#-XX-X

A3

PROJECTION



SHEET 1 OF 1