SYMBOL DEFINITION			MISSING SYMBOL
A DIMENSION WITHOUT AN INSPECTION REPORT SYMBOL ( ) DOES NOT REQUIRE INSPECTION. IT MAY BE CONTROLLED ON THE INDIVIDUAL COMPONENT DRAWING.	TOTAL NO OF INSPECTIONS REQUIRED	5	NO MISSING SYMBOL NUMBER
	LAST NO. USED	5	

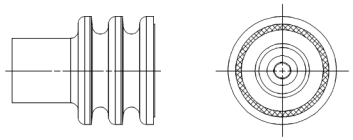

OPTIONAL CONSTRUCTION 1
(ANTI-STICK RING)

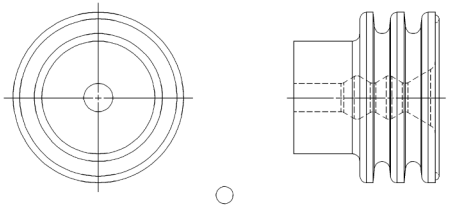

OPTIONAL CONSTRUCTION 2
THIS IS THE PREFERRED CONSTRUCTION FOR NEW TOOL BUILDS
(ANTI STICK RING)

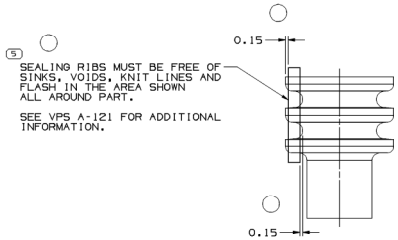

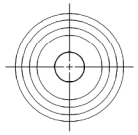

TYPE 401

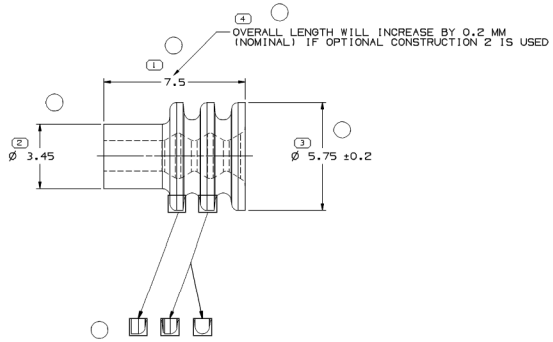

SEALING RIBS MAY DIFFER AS SHOWN

NOTES

1. UNLESS OTHERWISE SPECIFIED AND/OR INDICATED:

   DIMENSIONS ARE TO FACE OF VIEW SHOWN AND AUTOMATICALLY ROUNDED BY COMPUTER FOR INSPECTION (SEE MATH MODEL FOR PRECISE DIMENSIONS). FOR ALL OTHER DIMENSIONS NOT SHOWN BUT REQUIRED FOR TOOL BUILD, SEE MATH MODEL FOR PRECISE TOOL PATH DATA.

2. SEALING RIBS ARE IDENTICAL, EXCEPT AS SHOWN.
3. PARTS NOT MADE ON FLASHLESS MOLDS MUST BE DEFLASHED, WASHED AND DRIED AFTER MOLDING. WASHING SHOULD OCCUR WITHIN 12 HOURS AFTER MOLDING.
4. PARTS ARE TO BE PACKAGED IN SEALED PLASTIC BAGS. GROSS WEIGHT INCLUDING CARTON IS NOT TO EXCEED 34 POUNDS.
5. PARTS MUST BE MADE FROM VIRGIN MATERIAL ONLY.
6. TO IMPROVE SEAL PROCESSING ON SLIPPERY OR SMOOTH CABLE INSULATION, THE APPLICATION ENGINEER MAY SURFACE THE NEXT SMALLER SEAL SIZE P/N IN PLACE OF THE INDICATED SEAL FOR THE "CABLE O.D." LISTED IN THE CHART.
7. CABLE SEAL PART NUMBER DESIGNATED EXCLUSIVELY FOR SEALS PRODUCED FROM QSR TOOLING. PART NUMBER RECOMMENDED FOR AUTOMATED ABS APPLICATIONS. ALL OTHER APPLICATIONS SHOULD USE 12089678.
8. DESIGNED FOR 0.8 MM^2 SOLID CORE DRAIN WIRE Ø 1.002 ±0.007
9. PARTS MADE OF FLUOROSILICONE MUST BE POST-CURED FOR 4 HRS AT 400°F.

VIEW SCALE DOES NOT REFLECT ACTUAL PART SIZE

				15393249	01	AF		M4358007	GRN	-	403	2.15-1.6	5.2	-	SEE NOTE 9
				15324979	01	AF		M3469003	GRA	M3466003	403	2.15-1.6	5.2	12186769	-
				15324976	01	AF		M3469011	WHT	M3466011	403	2.15-1.6	5.2	12089678	-
				15324975	01	AF	OBSOLETE	M3466038	TAN	-	402	1.009-0.995	5.2	-	SEE NOTE 8
				15324974	01	AG		M3469008	BLU	M3466008	403	1.7-1.2	5.2	12048087	-
				15324973	01	AF		M3469037	DK RD	M3466037	401	2.85-2.03	5.2	12048086	-
12186770	B3	-	RESTRICTED	12186769	B6	-	RESTRICTED	M2261003	GRA	-	403	2.15-1.6	5.2	15324979	SEE NOTE 7
12146011	A	-	OBSOLETE	12129926	B4	-		M4358005	ORN	-	403	1.7-1.29	5.2	-	SEE NOTE 9
				12110213	B5	-	RESTRICTED	M4398008	BLU	-	401	2.65-1.85	5.2	-	-
12089442	B3	-	RESTRICTED	12089678	A6	-	RESTRICTED	M3471011	WHT	M2261011	403	2.15-1.6	5.2	15324976	-
				12089441	B	-	OBSOLETE	M2261006	YEL	-	403	2.15-1.6	5.2	-	-
12124669	A3	-	-	12084193	A5	-	-	M2261029	TAN	-	402	1.009-0.995	5.2	-	SEE NOTE 8
12052925	A4	-	RESTRICTED	12048087	02	AC	RESTRICTED	M3471008	BLU	M2261008	403	1.7-1.29	5.2	15324974	-
12052924	A4	-	RESTRICTED	12048086	02	AC	RESTRICTED	M3471037	DK RD	M2261019	401	2.85-2.03	5.2	15324973	-
PART NO	REV	N/P	STATUS	PART NO	REV	N/P	STATUS	MATERIAL SPECIFICATION	COLOR (REF ONLY)	ALTERNATE MATERIAL SPECIFICATION	TYPE	CABLE O.D. ±0.05 SEE NOTE 6	CAVITY I.D.	EQUIVALENT CABLE SEAL	NOTES
MYLAR & CABLE SEAL ASM				CABLE SEAL											

DRAWING NUMBER				
12010295				
SIZE	SCALE	FRAME NO	SHEET NO	STG	REV	N/P
A1x3	10:1	2 OF 2	4 OF	R	18	-

(3) PROCESS SENSITIVE DIM

DIMENSIONS ENCLOSED IN ( ) INDIC REFERENCE DIMENSIONS AND NO TOLER LIMITS ARE ESTABLISHED

DIMENSIONAL RANGE (MM)										DIM
FROM	> 0	> 20	> 30	> 70	>100	>150	>200	>250		
TO	20	30	70	100	150	200	250	300		
TOLERANCE UNLESS OTHERWISE SPECIFIED										
±0.15	±0.2	±0.3	±0.4	±0.5	±0.6	±0.8	±1			
ANGULAR TOLERANCE ±2°										