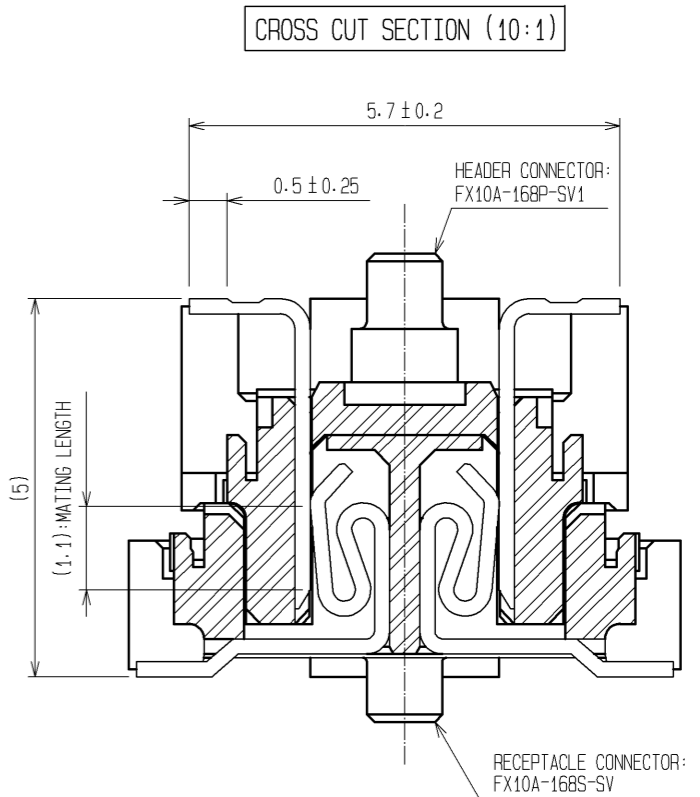
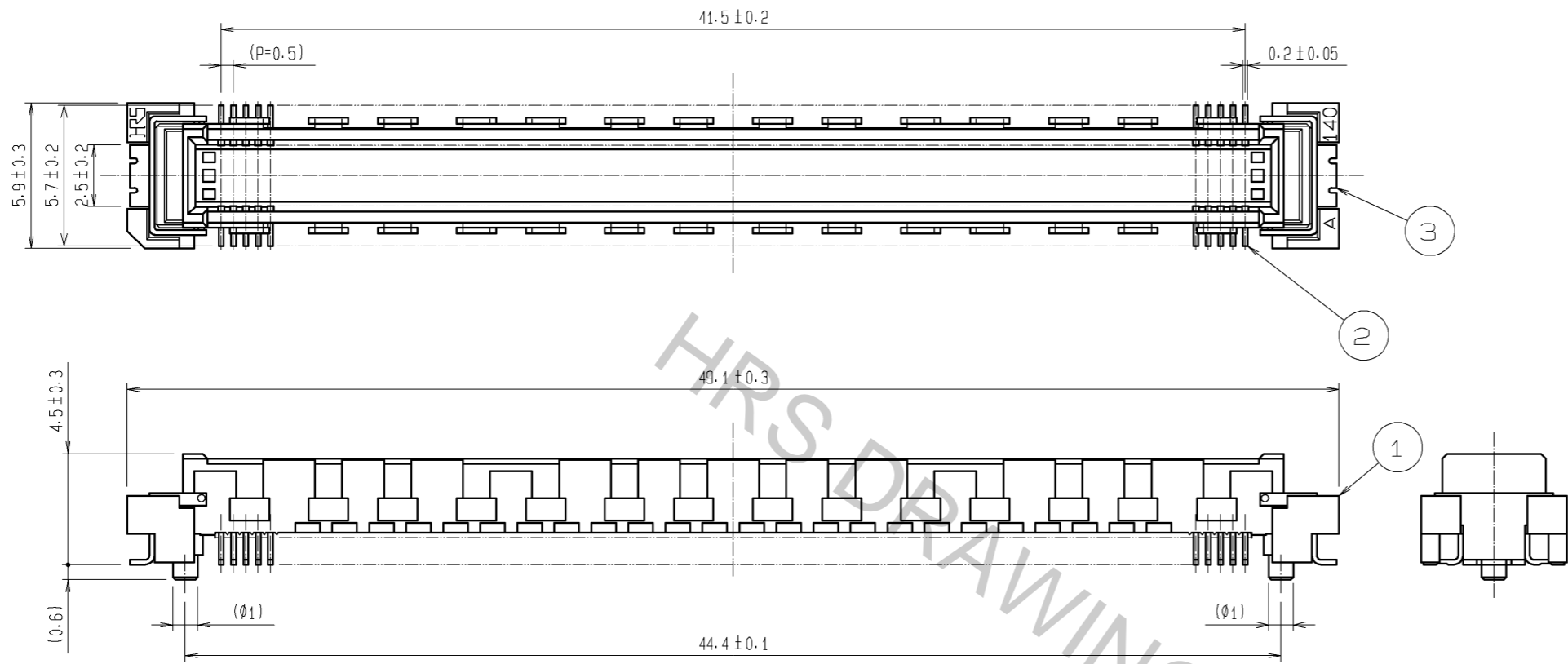
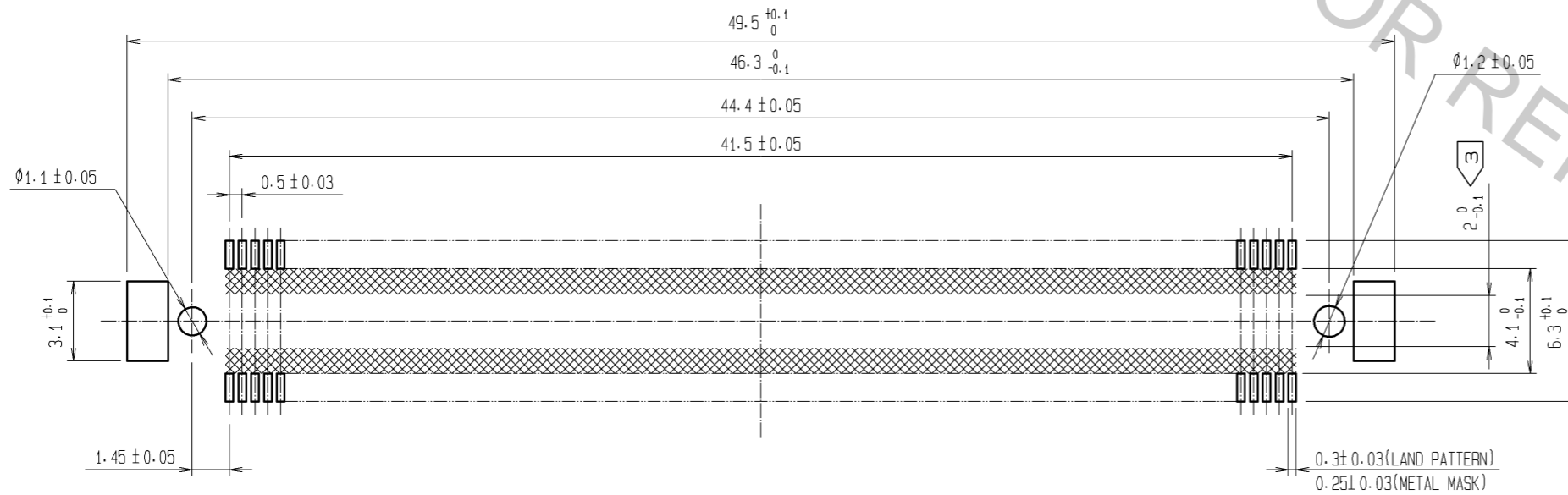


Oct.1.2018 Copyright 2018 HIROSE ELECTRIC CO., LTD. All Rights Reserved.
 In case that the application demands a high level of reliability, such as automotive,
 please contact a company representative for further information.



RECOMMENDED LAND PATTERN DIMENSION OF PCB
 (RECOMMENDED METAL MASK THICKNESS: 0.15mm)



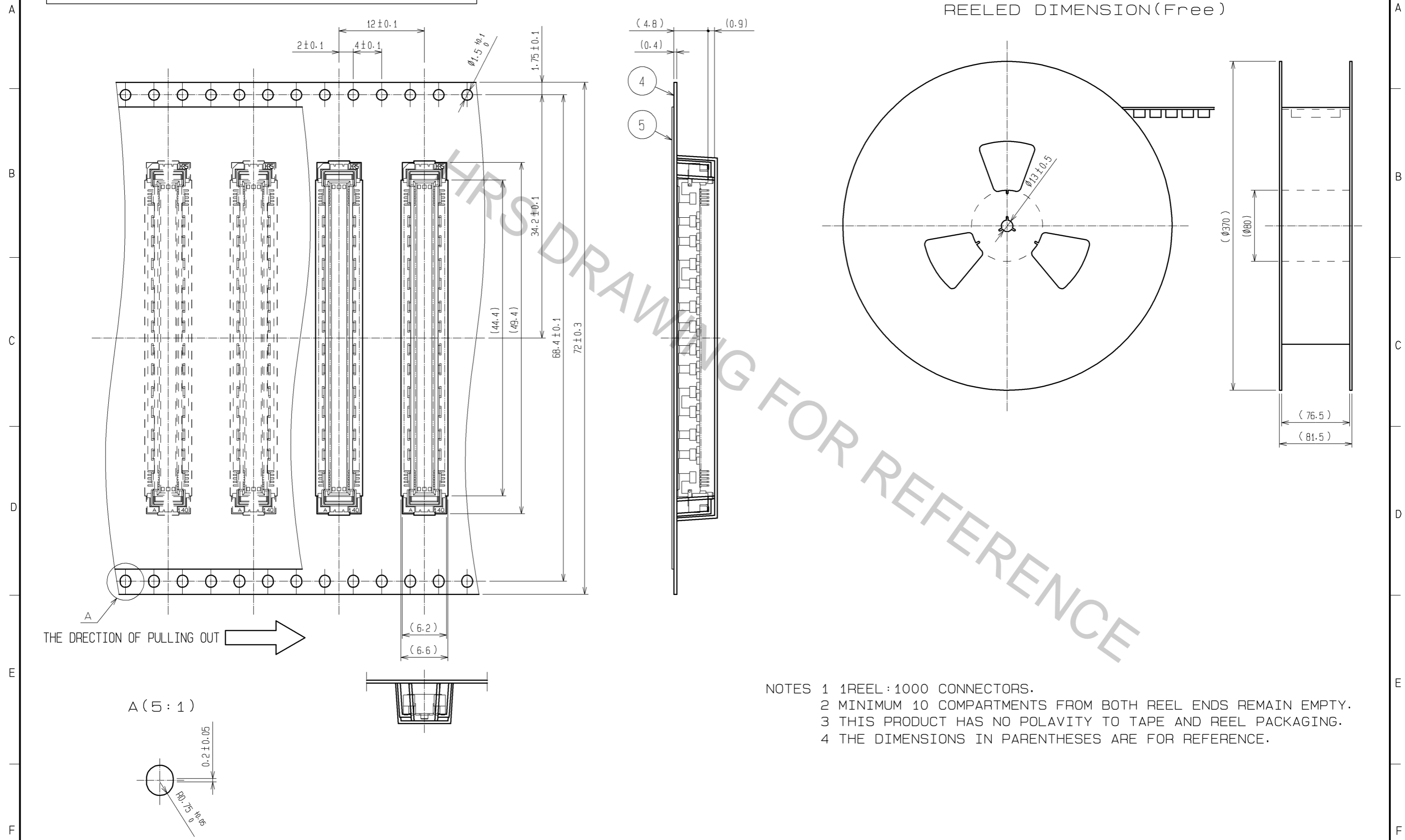
- NOTES
- 1 SMT LEAD-COPLANARITY: 0.1 MAX.
 - 2 THIS PRODUCT HAS NO POLARITY TO PATTERN FOR MOUNTING.
 - 3 MAKE SURE WIDTH OF PATTERN IS WITHIN THAT OF LAND, OR LEAD MAY TOUCH PATTERN. (THIS APPLIES TO HATCHED AREA.)
 - 4 EMBOSS CARRIER TAPE PACKAGE IS APPLIED ON THIS PRODUCT. PLEASE REFER TO THE SHEET 2/2 FOR THE DETAILS.
 - 5 THE DIMENSIONS IN PARENTHESES ARE FOR REFERENCE.

3	PHOSPHOR BRONZE	TIN-PLATING					
2	PHOSPHOR BRONZE	CONTACT AREA: GOLD 0.1µm min. LEAD AREA: TIN-PLATING 1µm min. UNDER PLATING: NICKEL 1µm min.	5	POLYESTER	TOP COVER TAPE		
1	LCP	BEIGE UL94V-0	4	POLYSTYRENE	EMBOSSED CARRIER TAPE		
NO.	MATERIAL	FINISH	REMARKS	NO.	MATERIAL	FINISH	REMARKS

UNITS	mm	SCALE	4 : 1	COUNT	△	DESCRIPTION OF REVISIONS	DESIGNED	CHECKED	DATE
						APPROVED : HT. YAMAGUCHI	10.07.29	DRAWING NO. EDC3-151971-21	
						CHECED : HT. YAMAGUCHI	10.07.29	PART NO. FX10A-168P-SV1(91)	
						DESIGNED : SY. KAMIGA	10.07.29	CODE NO. CL570-0144-2-91	
						DRAWN : HK. SUNADORI	10.07.28	△ 1/2	

DRAWING FOR PACKING(2:1)

REELED DIMENSION(Free)



- NOTES
- 1 REEL : 1000 CONNECTORS.
 - 2 MINIMUM 10 COMPARTMENTS FROM BOTH REEL ENDS REMAIN EMPTY.
 - 3 THIS PRODUCT HAS NO POLARITY TO TAPE AND REEL PACKAGING.
 - 4 THE DIMENSIONS IN PARENTHESES ARE FOR REFERENCE.

Oct.1.2018 Copyright 2018 HIROSE ELECTRIC CO., LTD. All Rights Reserved.
 In case that the application demands a high level of reliability, such as automotive,
 please contact a company representative for further information.

HRS	DRAWING NO.	EDC3-151971-21
	PART NO.	FX10A-168P-SV1(91)
	CODE NO.	CL570-0144-2-91
		△ 2/2