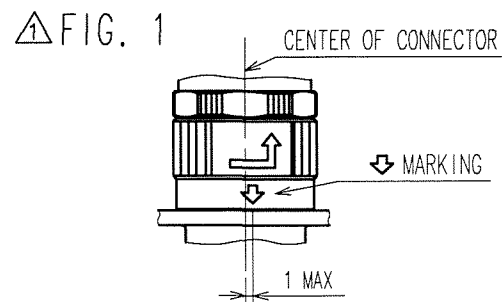
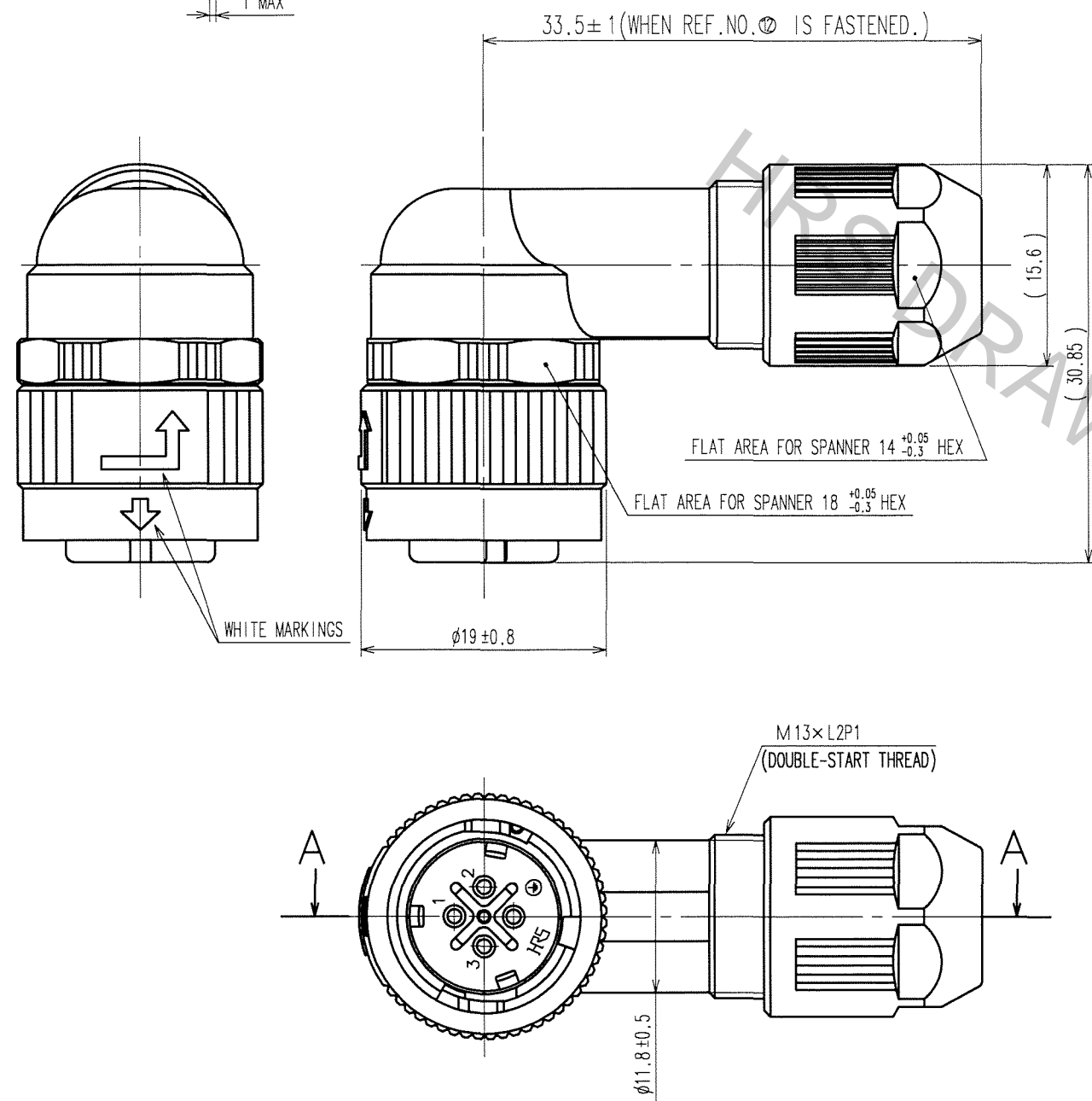


Oct.1.2018 Copyright 2018 HIROSE ELECTRIC CO., LTD. All Rights Reserved.  
In case that the application demands a high level of reliability, such as automotive,  
please contact a company representative for further information.



A  
B  
C  
D  
E  
F

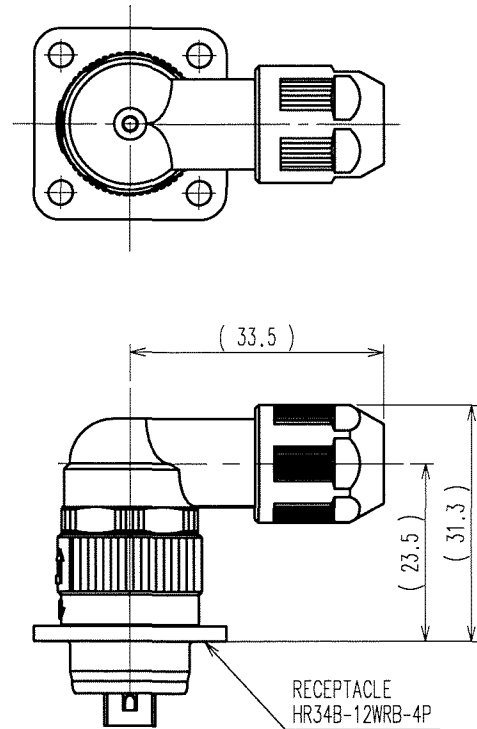
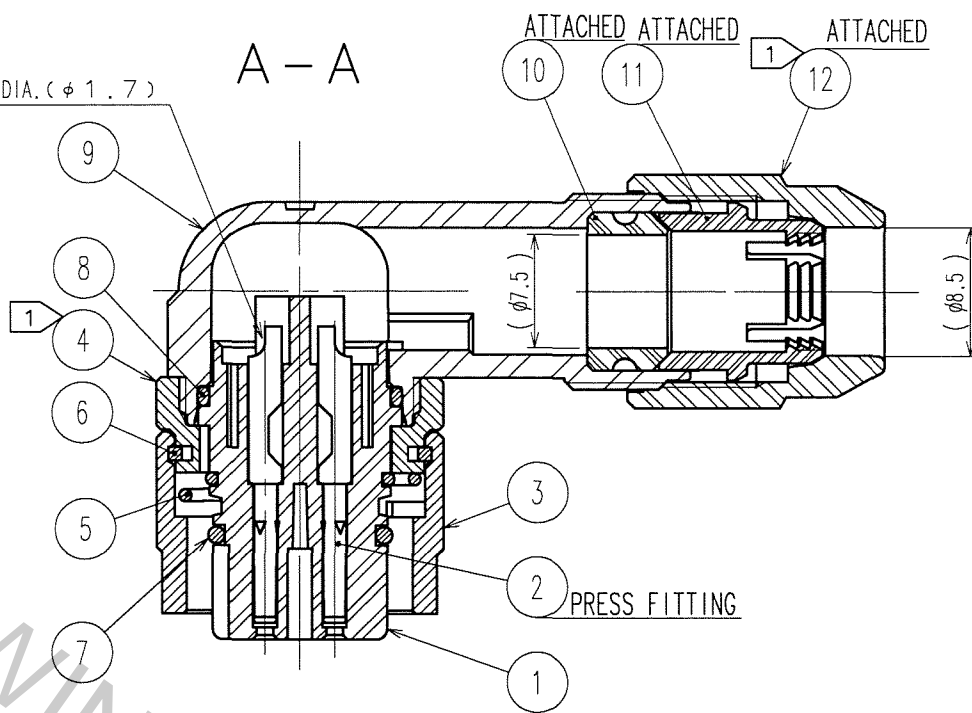


NOTES ① THE RECOMMENDED TIGHTENING TORQUE, ADHESIVE AND PRIMER FOR M16×0.75 PORTION OF REF NO. ④ AND ⑨ AND M13×L2P1 PORTION OF REF NO. ⑨ AND ⑫ ARE AS FOLLOWS.  
THE ADHESIVE AND PRIMER SHOULD BE ATTACHED ON THE MALE SCREW PORTION OF REF NO. ⑨.

TIGHTENING TORQUE: 0.9 TO 1 N·m.  
ADHESIVE: LOCTITE 242 MADE BY HENKEL JAPAN LTD.  
PRIMER: LOCK PRIMER 7649, MADE BY HENKEL JAPAN LTD.

- 2 ROTATION EXAMPLES ARE SHOWN FOR REF. NO. ④ AND ⑫.  
3 CABLE CLAMP STRENGTH AND WATERPROOF PERFORMANCE DEPEND ON CABLE STRUCTURE SUCH AS THE JACKET MATERIAL AND HARDNESS.  
WE RECOMMEND CHECKING THE PERFORMANCE BEFORE THE USAGE.  
4 CONDUIT IS NOT APPLICABLE TO THIS CONNECTOR.

COUNT	DESCRIPTION OF REVISIONS	BY	CHKD	DATE	COUNT	DESCRIPTION OF REVISIONS	BY	CHKD	DATE
2	DIS-C-000633	H.Z	K.E	07.05.25					



MATING CONDITION (1:1)  
(WHEN REF. NO. ⑩ IS FASTENED)

△ NOTE 5 MAKE SURE THAT MARKING IS POSITIONED WITHIN 1 FROM THE CENTER OF CONNECTOR AS SHOWN IN FIG.1. WHEN MATED TO THE APPLICABLE RECEPTACLE, OTHERWISE, THE CONNECTORS ARE NOT COMPLETELY MATED, AND INSERT THIS PLUG TO THE RECEPTACLE TO THE END UNTIL THE MARKING IS LOCATED IN THE CENTER OF THE CONNECTOR.

6	PHOSPHOR BRONZE	NICKEL PLATING	12	POLYPHENYLENE SULFIDE (BLACK)	UL94V-0
5	STAINLESS STEEL		11	POLYAMIDE (WHITE)	UL94V-0
4	ZINC ALLOY	BLACK CHROME PLATING	10	HYDROGENATION ACRYLONITRILE BUTADIENE RUBBER (GRAY)	
3	ZINC ALLOY	BLACK CHROME PLATING	9	POLYAMIDE (BLACK)	UL94V-0
2	COPPER ALLOY	SILVER PLATING 2μm MIN.	8	FLUORO RUBBER (BLACK)	
1	POLYPHENYLENE SULFIDE (BLACK)	UL94V-0	7	FLUORO RUBBER (BLACK)	
NO.	MATERIAL	FINISH, REMARKS	NO.	MATERIAL	FINISH, REMARKS

CODE NO. (OLD) CL	DRAWN M. SATO 07.04.02	DESIGNED H. ZENBA 07.04.07	CHECKED K. EZAWA 07.04.09	APPROVED M. SATO 07.04.09	RELEASED .
SCALE 2 : 1	DRAWING NO. EDC3-115283	PART NO. HR34B-12WLPE-4S	CODE NO. CL134-0035-0	1 1	
UNITS mm	HIROSE ELECTRIC CO., LTD.				

TO
R