


TOLERANCE UNLESS OTHERWISE SPECIFIED	
.X	±0.35
.XX	±0.25
.XXX	±0.15

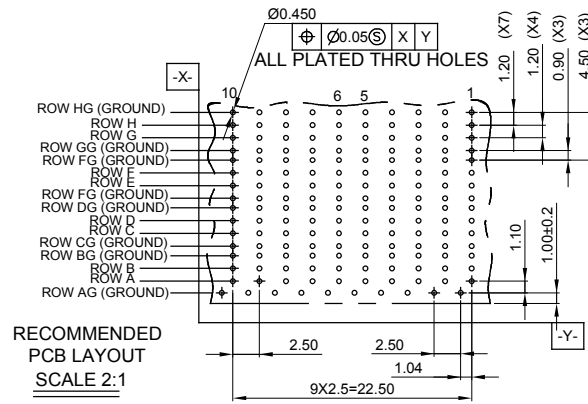
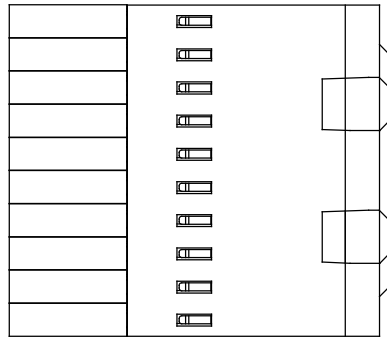
THIS IS A C.A.D. GENERATED DRAWING
DO NOT MAKE MANUAL REVISIONS TO MASTER.



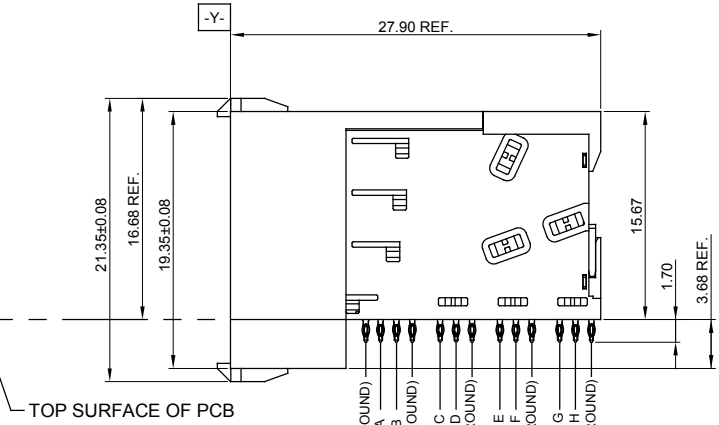
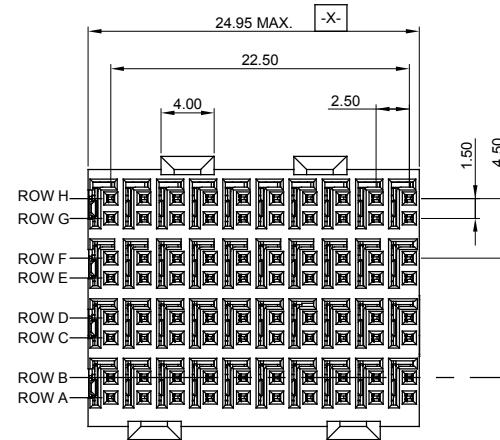
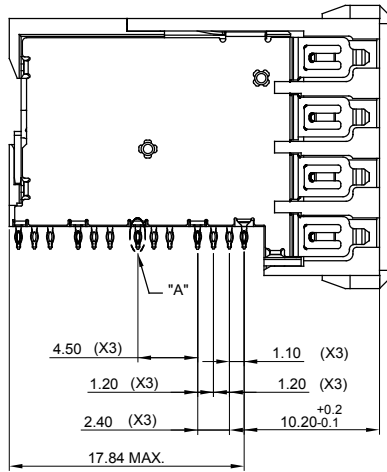
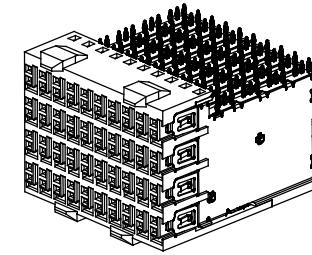
NOTES:

MATERIAL:
HOUSING:
CONTACT:

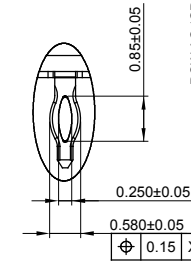
LCP +30% GLASS REINFORCED, UL94V-0
COPPER ALLOY
GOLD FLASH PLATING 80~160µ" ON SOLDER
TAIL OVER NICKEL 50~150µ" UNDER PLATING



RECOMMENDED
PCB LAYOUT
SCALE 2:1



TOP SURFACE OF PCB



DETAIL A
SCALE 10:1

ZD+ CONNECTOR, FEMALE, RIGHT ANGLE, 4 PAIR

ACAD REFERENCE NO.: 500-080-225-F02

DRAWN: W.T

DATE: JUNE.27 /2018

CHECKED:

DATE:

SCALE: N.T.S

SHEET 1 OF 1

DRAWING NUMBER: 500-080-225-F02

ISSUE

PART NUMBER: 500-080-225-F02

1



THIS SERIES FULLY CONFORMS TO
THE EUROPEAN UNION DIRECTIVES
2011/65/EU FOR RoHS COMPLIANCY.



EDAC INC
TORONTO, ONTARIO
CANADA
YOUR CONNECTION TO QUALITY & SERVICE

THESE DRAWINGS AND SPECIFICATIONS
ARE THE PROPERTY OF EDAC INC., AND
SHALL NOT BE REPRODUCED, OR COPIED
OR USED AS THE BASIS FOR THE
MANUFACTURE OR SALE OF APPARATUS
WITHOUT WRITTEN PERMISSION.