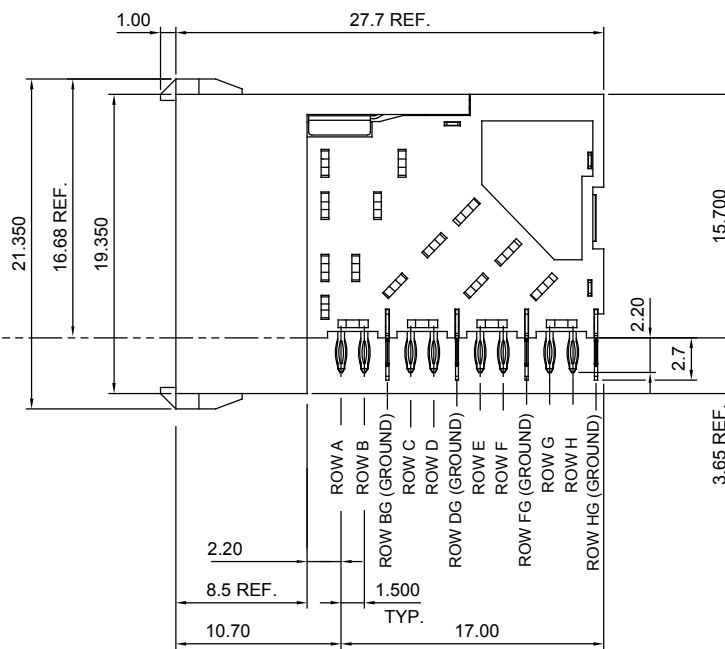
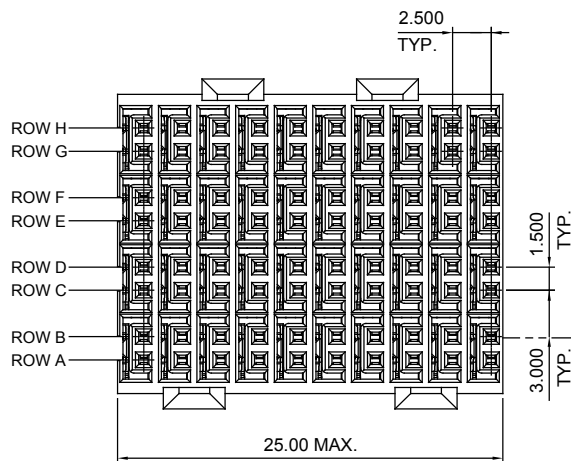
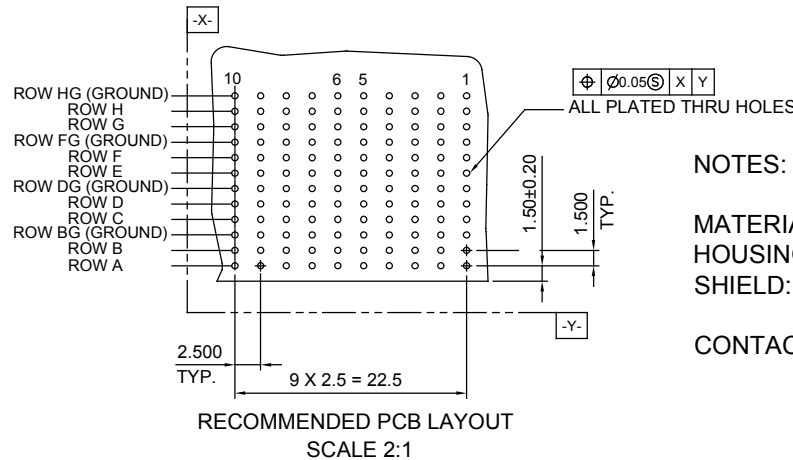
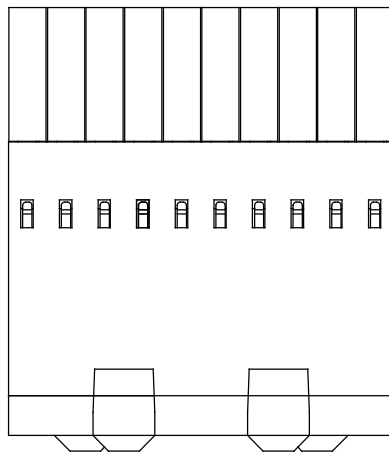


TOLERANCE UNLESS OTHERWISE SPECIFIED	
.X	±0.25
.XX	±0.15
.XXX	±0.10

THIS IS A C.A.D. GENERATED DRAWING  
DO NOT MAKE MANUAL REVISIONS TO MASTER.  
UNLESS OTHERWISE SPECIFIED, ALL RADIUS ARE 0.2 MM.



PCB HOLE DIM:
DRILLED HOLE = 0.700±0.025mm
FINISHED HOLE = 0.600±0.050mm
Cu THICKNESS = 0.0375±0.0125mm
SnPb THICKNESS = 0.007±0.003mm

ZD CONNECTOR, FEMALE, RIGHT ANGLE, 4 PAIR

ACAD REFERENCE NO.: 500-080-225-A02	
DRAWN: Y.Z	DATE: JUNE.29 /2018
CHECKED:	DATE:
SCALE: (IN C.A.D. 1:1)	SHEET 1 OF 1
DRAWING NUMBER: 500-080-225-A02	ISSUE 1
PART NUMBER: 500-080-225-A02	



THIS SERIES FULLY CONFORMS TO THE EUROPEAN UNION DIRECTIVES 2011/65/EU FOR RoHS COMPLIANCY.



EDAC INC  
TORONTO, ONTARIO  
CANADA  
YOUR CONNECTION TO QUALITY & SERVICE

THESE DRAWINGS AND SPECIFICATIONS ARE THE PROPERTY OF EDAC INC., AND SHALL NOT BE REPRODUCED, OR COPIED OR USED AS THE BASIS FOR THE MANUFACTURE OR SALE OF APPARATUS WITHOUT WRITTEN PERMISSION.