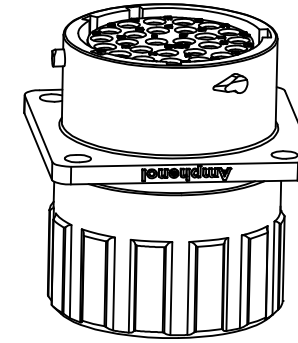
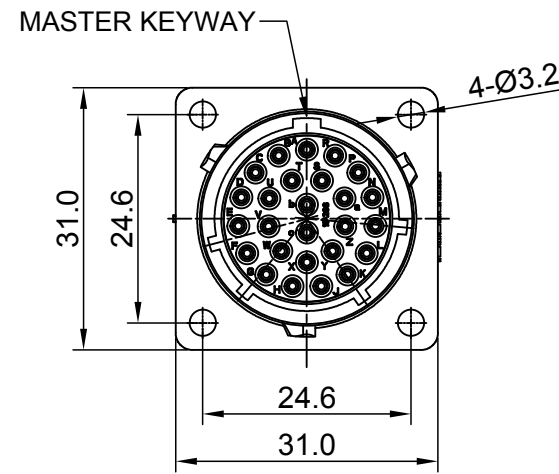
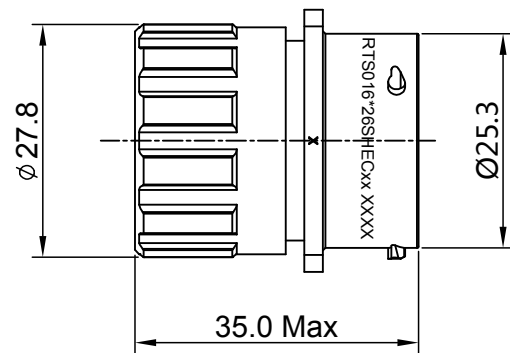
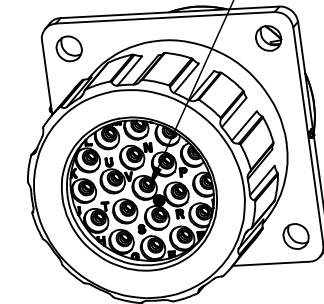


REVISIONS					
REV	ECO	DESCRIPTION	DATE	BY	APPR
A1	-	RELEASED DRAWING	Mar-29-2017	Ben	Tommy
A2	-	UPDATE NOTES	Jul-04-2017	Nick	Tommy
A3	-	UPDATE DRAWING	Mar-20-2018	White	Tommy
A4	-	UPDATE DRAWING	Apr-10-2018	White	Tommy



SEALING PLUGS CAN BE PURCHASED SEPARATELY



NOTES : (UNLESS OTHERWISE SPECIFIED)

1. MATERIAL :

- SHELL : THERMOPLASTIC , UL94 V-0.
- INSERT : THERMOPLASTIC , UL94 V-0.
- COUPLING NUT : THERMOPLASTIC , UL94 V-0.
- O-RING : NBR OR SILICONE RUBBER.
- FIXED RUBBER: NBR.
- END CAP : THERMOPLASTIC , UL94 V-0.
- PLASTIC RING : THERMOPLASTIC , UL94 V-0.
- WIRE SEAL : SILICONE RUBBER.

2. SPECIFICATIONS :

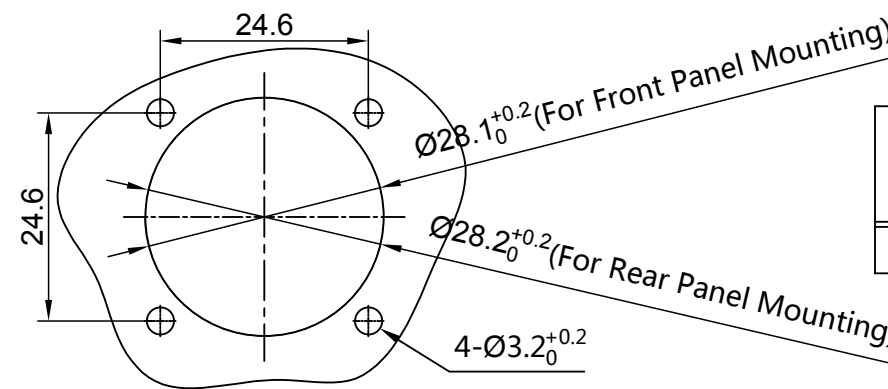
- 2.1, RATED CURRENT :
 - 2.1.1 STAMPED CONTACT 5A (MAX).
 - 2.1.2 MACHINED CONTACT 7.5A(MAX).
- 2.2 RATED VOLTAGE : 250V (AC/DC) .
- 2.3 OPERATING TEMPERATURE : SEE TABLE.
- 2.4 DIELECTRIC WITHSTANDING VOLTAGE : LESS THAN 2 MILLIAMPS CURRENT LEAKAGE@1500 VOLTS AC.
- 2.5 INSULATION RESISTANCE : 5000 MEGOHMS MIN.
- 2.6 IP--CLASS : IP67 AND IP69K IN THE MATED CONDITION, WIRE SEALS FULLY POPULATED.
- 2.7 MATING CYCLES DURABILITY : 500 CYCLES MIN.
- 2.8 ROHS COMPLIANT.

3. SUITABLE CONTACTS : 20# CONTACT.

4. ALL DIMENSIONS ARE FOR REFERENCE USE ONLY.

5. CONTACT SIZE AND REAR SEAL WIRE RANGE :

CONTACT SIZE	MIN. INSUL O.D.	MAX. INSUL O.D.	WIRE RANGE
20#	Ø 1.6mm	Ø 2.6mm	20-30AWG



PANEL CUT OUT REFERENCE

KEY POS	PART NUMBER	
	-40°C ~ 105°C	-40°C ~ 125°C
N	RTS016N26SHEC	RTS016N26SHEC03

QUANTITY	PART NUMBER	DESCRIPTION	ITEM
MATERIALS LIST			
UNLESS OTHERWISE SPECIFIED 1) All dimensions are in metric (mm). 2) Tolerances are as follows: 1 PL DEC ±0.30 Fractions ±1/64 2 PL DEC ±0.15 Angles ±1° 3 PL DEC ±0.08		SIGNATURES DATE DRAWN: White Apr-10-2018 CHECKED: Tod Apr-10-2018 ENGINEER: APPROVAL: Tommy Apr-10-2018	
MATERIAL SPECIFICATIONS:		<p style="text-align: center;">Amphenol</p> <p style="text-align: center;">Sine Systems - www.amphenol-sine.com 44724 Morley Drive Clinton Township, MI 48036</p>	
PROCESS SPECIFICATIONS:			
NEXT ASSY:		CUSTOMER: THIS DRAWING IS SUPPLIED FOR INFORMATION ONLY. DESIGN FEATURES, SPECIFICATIONS AND PERFORMANCE DATA SHOWN HEREON ARE THE PROPERTY OF THE AMPHENOL CORPORATION. NO RIGHTS OF REPRODUCTION ARE IMPLIED. ALL DIMENSIONS ARE SUBJECT TO NORMAL MANUFACTURING VARIATIONS.	
SCALE: NONE		SIZE: B TYPE: C- DWG NO: RTS016*26SHECxx REVISION: A4	SHEET 1 OF 1

TITLE: ECO-MATE RECEPTACLE, END CAP, FLANGE, SIZE 16, 26 POS, SOCKET

DWG NO: RTS016*26SHECxx

REV: A4

SH: 1

OF: 1