SYMBOL DEFINITION		MISSING SYMBOLS
A DIMENSION WITHOUT AN INSPECTION REPORT SYMBOL (□) DOES NOT REQUIRE INSPECTION. IT MAY BE CONTROLLED ON THE INDIVIDUAL COMPONENT DRAWING.	TOTAL NO OF INSPECTIONS REQUIRED: 7	NO MISSING SYMBOL NUMBER
	LAST NO. USED: 7	

DRG STATUS					ZONE	REVISION HISTORY	AUTH	DR	APVD	APVD
DATE	STA	REL	N/P	CHG					1	2
27APJ5	R	02	-	-	-	ALL PARTS - CLEAR REV COLUMN, REDRAWN MVL ORD TO PART DRAWING, ADDED NOTES #1-3 AND REMOVED "MATING P/N" & "APPLICABLE COMPONENTS" CHARTS	42492RB	CDD	CDD	JDP

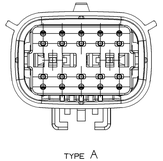

TYPE A

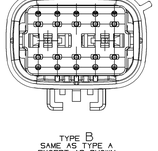

TYPE B
SAME AS TYPE A
EXCEPT AS SHOWN

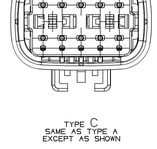

TYPE C
SAME AS TYPE A
EXCEPT AS SHOWN

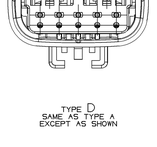

TYPE D
SAME AS TYPE A
EXCEPT AS SHOWN

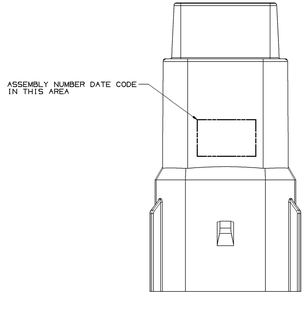

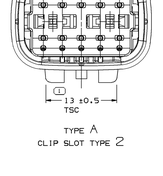

TYPE A
CLIP SLOT TYPE 2

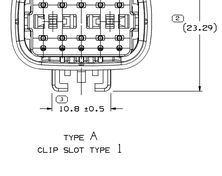

TYPE A
CLIP SLOT TYPE 1

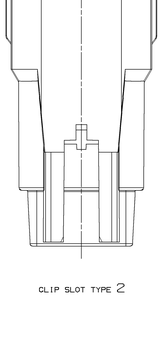

CLIP SLOT TYPE 2

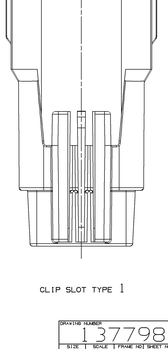

CLIP SLOT TYPE 1

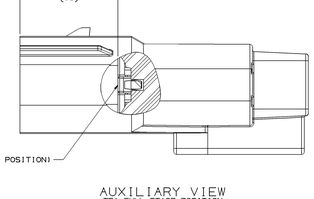

AUXILIARY VIEW
TPA FULL-STAGE POSITION

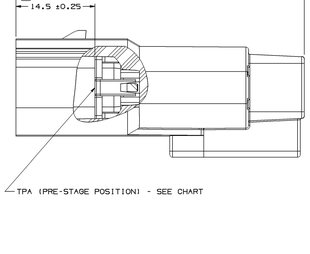

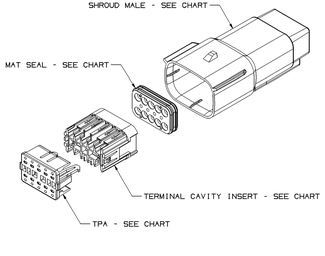

EXPLODED VIEW
SCALE 2:1

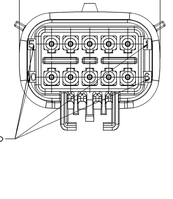

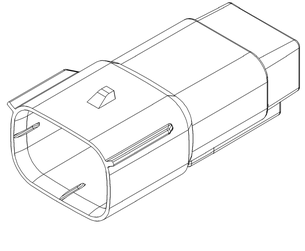

PART NO	REV	PART NO	REV	N/P	ASS'Y OPTIONS	COLOR	CLIP SLOT	HOUSING PART NO	HOUSING REV	MAT SEAL PART NO	MAT SEAL REV	TERMINAL CAVITY INSERT PART NO	TERMINAL CAVITY INSERT REV	TPA PART NO	TPA REV	PLUGGED (X) SEAL POSITIONS 1	2	3	4	5	6	7	8	9	10	TOTAL OPEN CIRCUITS
MVL		DELPHI						MVL	DELPHI	MVL	DELPHI	MVL	DELPHI	MVL	DELPHI											
ASSEMBLY								HOUSING		MAT SEAL		TERMINAL CAVITY INSERT		TPA		PLUGGED (X) SEAL POSITIONS										
54241000	D	13783996	01	AA	A	BLACK	1	54241058	33503595	54241069	33504639	54241085	33503607	54241084	33503738											10
54241001	D	13771970	01	AA	B	GREY	1	54241059	33503596	54241069	33504639	54241085	33503607	54241084	33503738											10
54241002	D	33500129	01	AA	C	BROWN	1	54241060	33503597	54241069	33504639	54241085	33503607	54241084	33503738											10
54241003	D	33500124	01	AA	D	GREEN	1	54241061	33503598	54241069	33504639	54241085	33503607	54241084	33503738											10
54241004	D	33500125	01	AA	A	BLACK	2	54241062	33503599	54241069	33504639	54241085	33503607	54241084	33503738											10
54241005	D	33500126	01	AA	B	GREY	2	54241063	33503600	54241069	33504639	54241085	33503607	54241084	33503738											10
54241006	D	33500127	01	AA	C	BROWN	2	54241064	33503601	54241069	33504639	54241085	33503607	54241084	33503738											10
54241007	D	33500128	01	AA	D	GREEN	2	54241065	33503602	54241069	33504639	54241085	33503607	54241084	33503738											10
54241008	D	13672213	01	AA	A	BLACK	1	54241050	33503587	54241069	33504639	54241085	33503607	54241084	33503738					X						9
54241009	D	33500129	01	AA	B	GREY	1	54241051	33503588	54241069	33504639	54241085	33503607	54241084	33503738					X						9
54241010	D	33500130	01	AA	A	BLACK	2	54241054	33503591	54241069	33504639	54241085	33503607	54241084	33503738					X						9
54241011	D	33500131	01	AA	B	GREY	2	54241055	33503592	54241069	33504639	54241085	33503607	54241084	33503738					X						9
54241012	D	13672211	01	AA	A	BLACK	1	54241050	33503587	54241069	33504639	54241085	33503607	54241084	33503738					X	X					8
54241013	D	33500132	01	AA	B	GREY	1	54241051	33503588	54241069	33504639	54241085	33503607	54241084	33503738					X	X					8
54241014	D	33500133	01	AA	A	BLACK	2	54241054	33503591	54241069	33504639	54241085	33503607	54241084	33503738					X	X					8
54241015	D	33500134	01	AA	B	GREY	2	54241055	33503592	54241069	33504639	54241085	33503607	54241084	33503738					X	X					8
54241016	E	33511309	01	AA	A	BLACK	1	54241050	33503587	54241069	33504639	54241085	33503607	54241084	33503738	X	X			X	X		X	X	X	3
54241017	E	33511310	01	AA	A	BLACK	1	54241050	33503587	54241069	33504639	54241085	33503607	54241084	33503738	X	X			X	X			X	X	4
54241018	F	33511311	01	AA	A	BLACK	2	54241054	33503591	54241069	33504639	54241085	33503607	54241084	33503738						X	X	X	X	X	6
54241019	D	33511332	01	AA	A	BLACK	1	54241050	33503587	54241069	33504639	54241085	33503607	54241084	33503738	X	X			X	X					6
54241020	D	33511333	01	AA	A	BLACK	1	54241050	33503587	54241069	33504639	54241085	33503607	54241084	33503738							X	X			8
F606300	J	13779746	01	AA	A	BLACK	1	54241050	33503587	54241069	33504639	54241085	33503607	54241084	33503738										X	9
-	-	33400413	01	AA	A	BLACK	1	54241050	33503587	54241069	33504639	54241085	33503607	54241084	33503738	X	X	X	X	X	X	X	X	X	X	0
-	-	33400414	01	AA	A	BLACK	2	54241054	33503591	54241069	33504639	54241085	33503607	54241084	33503738	X	X	X	X	X	X	X	X	X	X	0
-	-	33400415	01	AA	B	GREY	1	54241051	33503588	54241069	33504639	54241085	33503607	54241084	33503738	X	X	X	X	X	X	X	X	X	X	0
-	-	33400416	01	AA	B	GREY	2	54241055	33503592	54241069	33504639	54241085	33503607	54241084	33503738	X	X	X	X	X	X	X	X	X	X	0

NOTES

1. UNLESS OTHERWISE SPECIFIED AND/OR INDICATED:

   DIMENSIONS ARE TO FACE OF VIEW SHOWN AND AUTOMATICALLY ROUNDED BY COMPUTER FOR INSPECTION (SEE MATH MODEL FOR PRECISE DIMENSIONS). FOR ALL OTHER DIMENSIONS NOT SHOWN BUT REQUIRED FOR TOOL BUILD, SEE MATH MODEL FOR PRECISE TOOL PATH DATA.

2. THIS PRODUCT IS NOT CATEGORIZED AS AN APPEARANCE ITEM. MINOR IMPERFECTIONS INCLUDING, BUT NOT LIMITED TO, FLOW MARKS, COLOR BLEMISHES, GATE VESTIGE, AND SOFT FLASH THAT DO NOT AFFECT THE FIT, FORM, OR FUNCTION OF THE PART ARE PERMISSIBLE PER DPNP-4.7-CS-01.

3. FOR APPLICATION DATA SEE THE INDIVIDUAL APPLICATION DRAWINGS.

4. MAXIMUM TEMPERATURE CLASS:
   CLASS 3 (125°C)

5. TEST METHOD PER:
   SAE/USCAR-2 REV-4
   SAE/USCAR-20 REV-2

6. CONNECTOR MAY BE USED WITH THE FOLLOWING RANGE OF WIRE SIZES/TYPES:
   -SIZE: 22 AWGE - 16 AWGE - (.50mm MIN O.D. TO 2.41mm MAX O.D.
   -TYPE: TXL (MIL123-A /MS-8288)
   -CONTACT DELPHI ENGINEERING REGARDING USE OF OTHER WIRE TYPES AND/OR SIZES

7. ANNUAL QUALITY REQUIREMENTS:
   IT IS PERMISSIBLE TO PERFORM CONTINUOUS CONFORMANCE PER DELPHI SPECIFICATION MVL #AQA-001 INSTEAD OF ANNUAL LAYOUT AND ANNUAL PV REQUIREMENTS OF QS-9000 SECTION 2 AND SAE/USCAR-2 REV-4

8. TEST METHOD: SAE/USCAR-2 REV 4
   USCAR-20 REV 2

THIS DRAWING IS THE PROPERTY OF DELPHI CORPORATION AND CONTAINS INFORMATION THAT IS PROPRIETARY TO DELPHI. IT IS LOANED FOR MUTUAL ASSISTANCE AND IS SUBJECT TO RECALL AT ANY TIME. IT IS TO BE KEPT CONFIDENTIAL AND NOT COPIED OR REPRODUCED IN WHOLE OR IN PART WITHOUT EXPRESS AUTHORITY. IS PROHIBITED.

	NAME	DATE
DR	RAMA K	29DEC03
APVD1	SASHA SIAN	01APR14
APVD2	MATT MAJOR	01APR14
APVD3	BOB DUE	01APR14
APVD4		
APVD5		

SUBSTANCES OF CONCERN AND RESTRICTED CONTENT PER DELPHI (29APR02)

DELPHI
DELPHI PACKARD ELECTRICAL/ELECTRONIC ARCHITECTURE
WARREN, OH

COPYRIGHT 2014 DELPHI CORPORATION AND/OR ITS AFFILIATES. ALL RIGHTS RESERVED.

DRAWING NAME: TAXI ASM CONN 10 M APEX 1.5 SLD

DRAWING NUMBER: 13779810

SIZE A1x3 | SCALE 4:1 | SHEET 1 OF 1 | REL R | CHG 02

DWG TYPE: PART DRAWING
STYLE:
VOLUME CONT: SYSTEM CODE: D

UNLESS OTHERWISE SPECIFIED
THIS DOCUMENT IS IN ACCORDANCE WITH ASME Y14.5M-1994 AS INTERPRET BY DDM IN GLOBAL DIMENSIONING AND TOLERANCING STANDARD (GDTS) WITH THE FOLLOWING OPTIONS: FEATURES NOT SPECIFIED DEFAULT TO ISO-AND-ASME OF SYSTEM REFERENCES.

ALL DIMENSIONS ARE IN MILLIMETERS

REFERENCE: K54001

THIRD ANGLE PROJECTION

DO NOT SCALE — USE MATH DATA

NDX

(N/A) PROCESS SENSITIVE DIMENSION

DIMENSIONS ENCLOSED IN ( ) INDICATE REFERENCE DIMENSION, NO GD-&-T TOLERANCE LIMITS ARE ESTABLISHED

DECIMAL PLACES (DP)					DEGREE (°)				
FRACTION	1/2	1/4	1/8	1/16	1/32	1/64	1/128	1/256	1/512
DP	2	3	4	5	6	7	8	9	10

TOLERANCE UNLESS OTHERWISE SPECIFIED
±0.13 (±0.005) | ±0.1 (±0.004) | ±0.05 (±0.002) | ±1 | ±1/2

DEFAULT TOLERANCE ON:

ANGULARITY	FLATNESS	STRAIGHTNESS	CIRCULARITY	CYLINDRICITY
0.25	0.25	0.25	0.25	0.25

Date: 29-Apr-15 Time: 11:45
C:\Pro/E Wildfire 2.0\Delphi\Taxi\Taxi Conn 10 M APEX 1.5 SLD.prt
Plot Scale: 1.000000

13779810