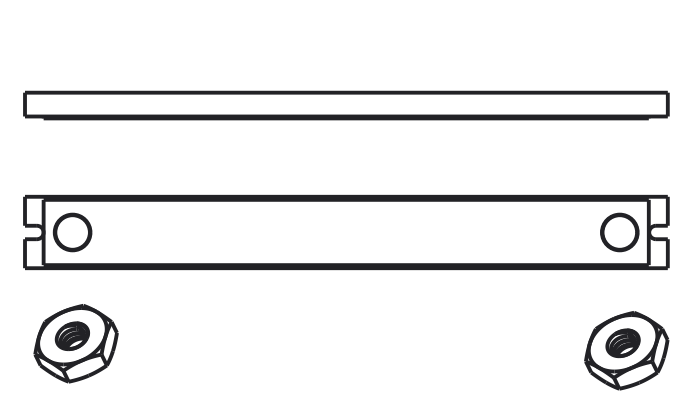
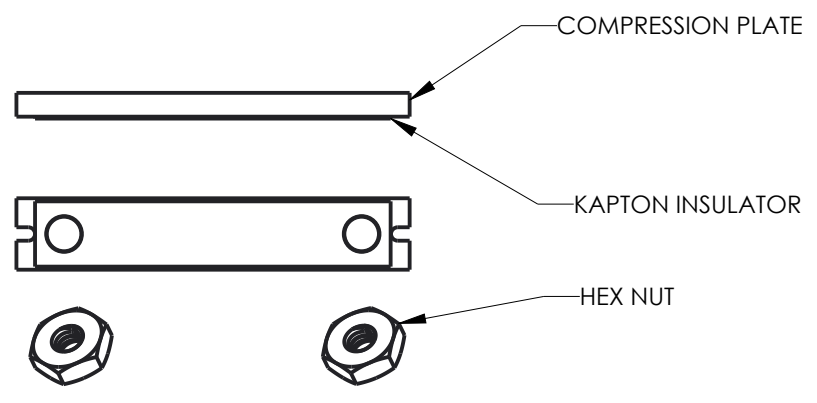

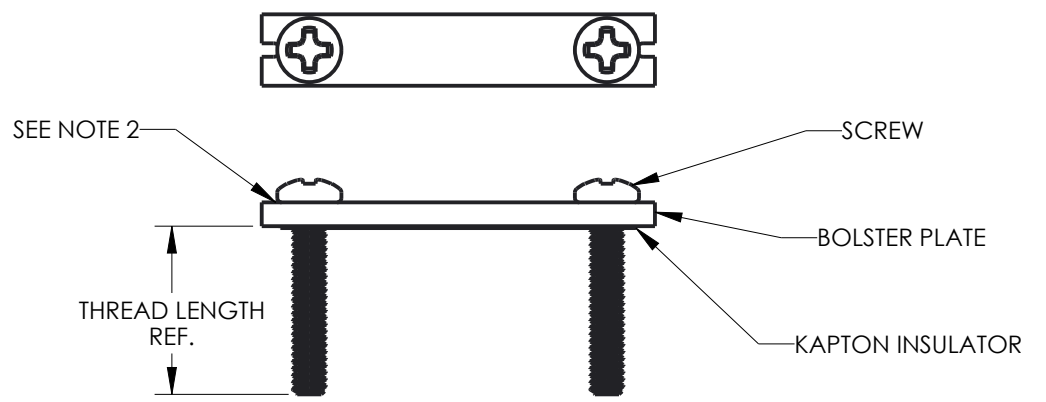


DRAWING REVISIONS (RELEASE DATE ON FILE)			
REV	DOCUMENT	APP	APPROVAL DATE
A	INITIAL RELEASE	KR	2/12/19



- NOTES:
1. CLEAN BOLSTER PLATE AND COMPRESSION PLATE WITH ALCOHOL.
 2. REMOVE BACKING FROM KAPTON INSULATORS AND APPLY INSULATOR TO BOLSTER PLATE AND COMPRESSION PLATE WITH HOLE ALIGNED AS SHOWN.
 3. ASSEMBLE SCREWS INTO BOLSTER FROM SIDE OPPOSITE KAPTON INSULATOR AS SHOWN. APPLY A DROP OF LOCTITE BLUE THREAD LOCKER #243 (7551 14) TO BASE OF THREAD UNDER SCREW HEAD BEFORE TIGHTENING.
 4. PLACE BOLSTER PLATE ASSEMBLY, COMPRESSION PLATE ASSEMBLY AND TWO HEX NUTS INTO POLY BAG.
 5. APPLY LABEL TO POLY BAG WITH PART NUMBER AND DATE CODE.

25 POSITION HARDWARE KIT

51 POSITION HARDWARE KIT

HARDWARE KIT PART NUMBER	BOLSTER PLATE		SCREW		COMPRESSION PLATE		KAPTON INSULATOR		HEX NUT		NO. POSITIONS REF.	THREAD LENGTH REF.
	PART NUMBER	QTY.	PART NUMBER	QTY.	PART NUMBER	QTY.	PART NUMBER	QTY.	PART NUMBER	QTY.		
318 02 99 351	422 14 27 966	1	460 78 28 514	2	422 14 27 964	1	463 99 33 812	2	463 99 22 051	2	25	(.356)
318 02 99 352	"	1	460 78 28 516	2	"	1	"	2	"	2	25	(.418)
318 02 99 353	"	1	460 78 28 518	2	"	1	"	2	"	2	25	(.480)
318 02 99 354	422 14 27 965	1	460 78 28 514	2	422 14 27 963	1	463 99 33 811	2	"	2	51	(.356)
318 02 99 355	"	1	460 78 28 516	2	"	1	"	2	"	2	51	(.418)
318 02 99 356	"	1	460 78 28 518	2	"	1	"	2	"	2	51	(.480)

UNITS ENGLISH INCHES				CINCH		MODELED BY: K. ROSBOROUGH			
DO NOT SCALE DRAWING		DESIGN ENGINEER K. ROSBOROUGH	DATE 01/14/19	TITLE COMPRESSION HARDWARE KIT STACKING CONNECTOR					
UNLESS OTHERWISE SPECIFIED: ALL DIMENSIONS ARE IN INCHES		APPROVALS ON FILE		MATERIAL SEE CHART		CONTROL SPEC NUMBER			
FILLET/RADIUS .02 MAX.				MATERIAL SPEC NUMBER		FINISH		PROJECT NUMBER T.B.D.	
TOLERANCES .X ± .1 .XX ± .01 .XXX ± .005 ANGULAR ± .5°				CAD FILE NUMBER 3180299351		DRAWING NUMBER 318 02 99 351			
CONFIDENTIAL THIS DOCUMENT IS THE PROPERTY OF CINCH. NEITHER THIS DOCUMENT NOR ANY OF THE INFORMATION CONTAINED IN IT MAY BE DUPLICATED OR DISCLOSED WITHOUT PRIOR WRITTEN CONSENT OF CINCH. ©COPYRIGHT 2012 CINCH		CAGE IDENT NO. 71785	SIZE B	SCALE 3:1	SHEET 1 OF 1				