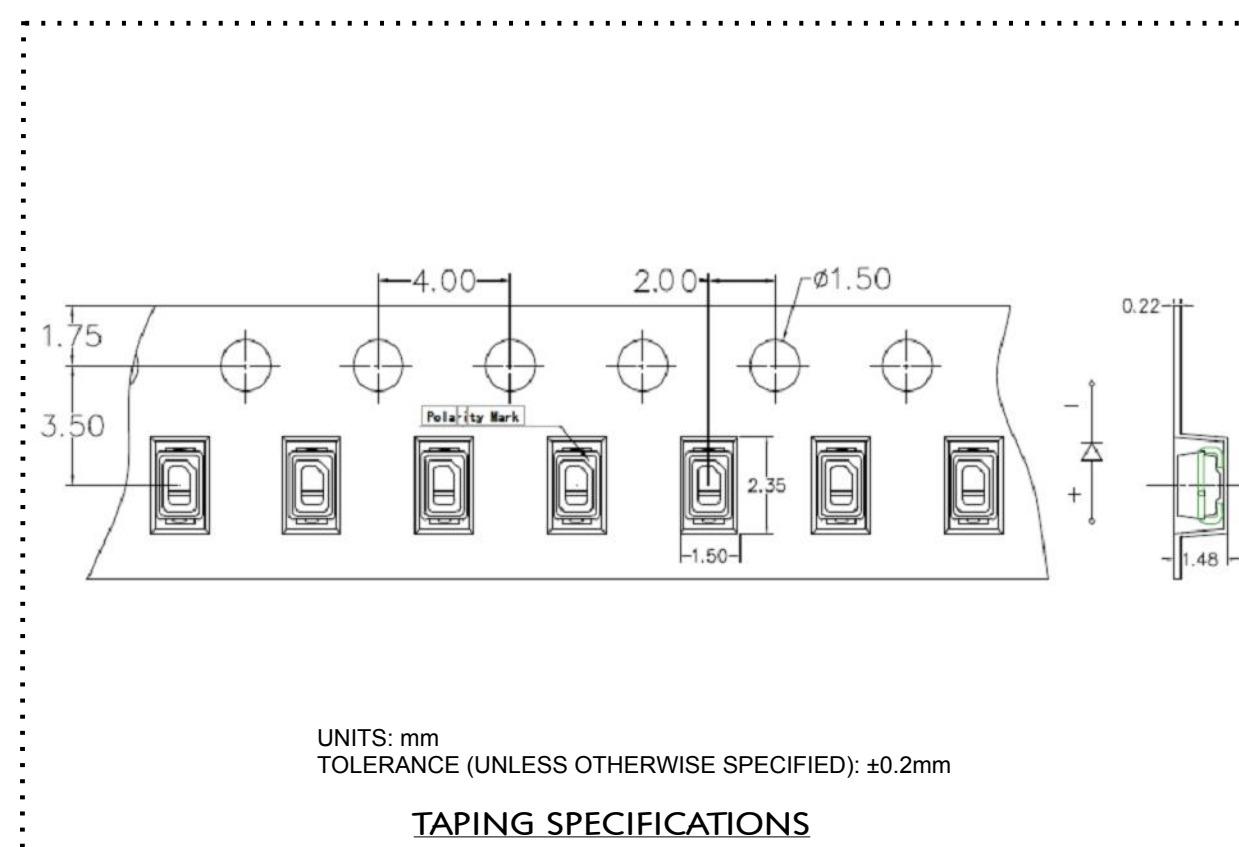
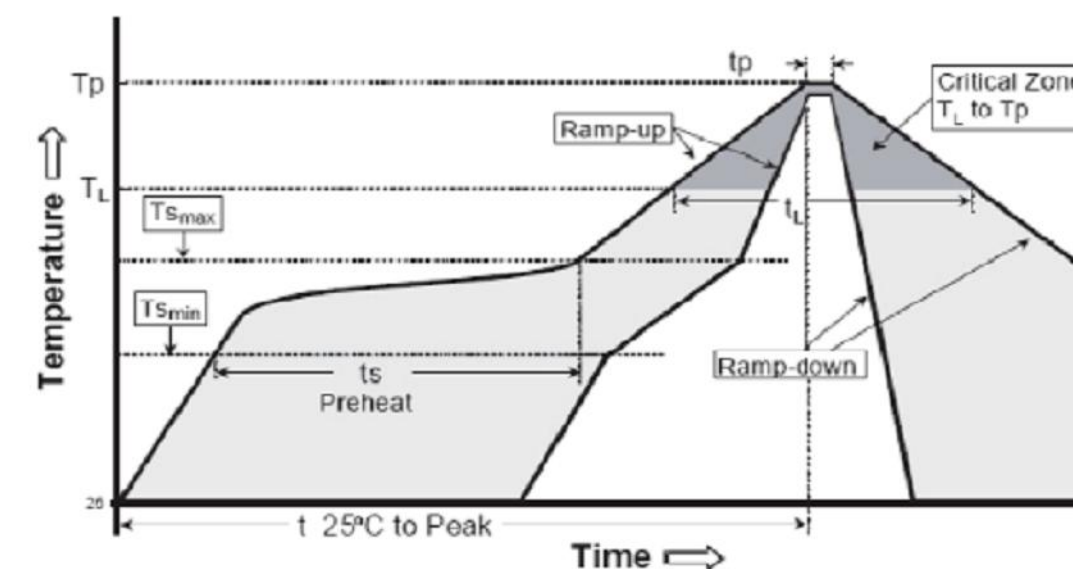


PART NUMBER	LED COLOR (nm)
5988C10102F	RED (625)
5988C10107F	
5988C30102F	ORANGE (605)
5988C30107F	
5988C40102F	YELLOW (590)
5988C40107F	
5988C60102F	YELLOW GREEN (570)
5988C60107F	
5988C80102F	GREEN (525)
5988C80107F	
5988C90102F	BLUE (470)
5988C90107F	

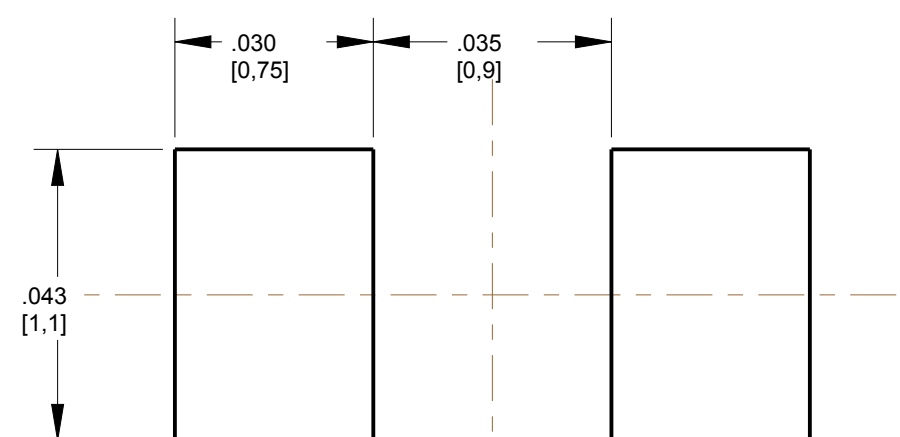
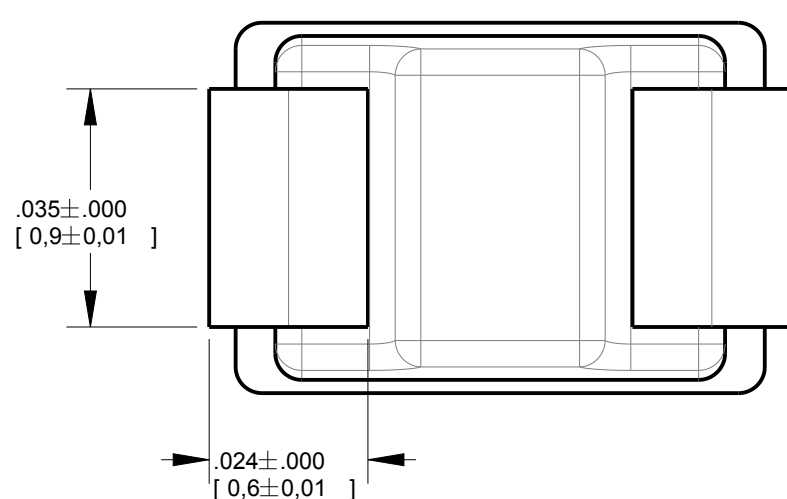
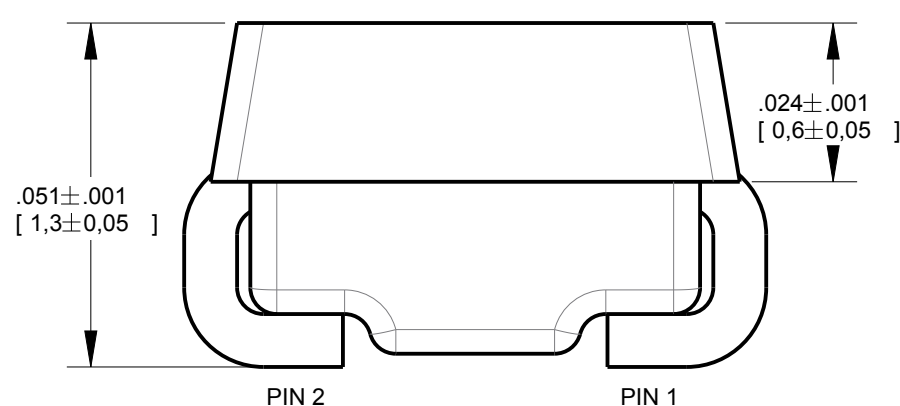
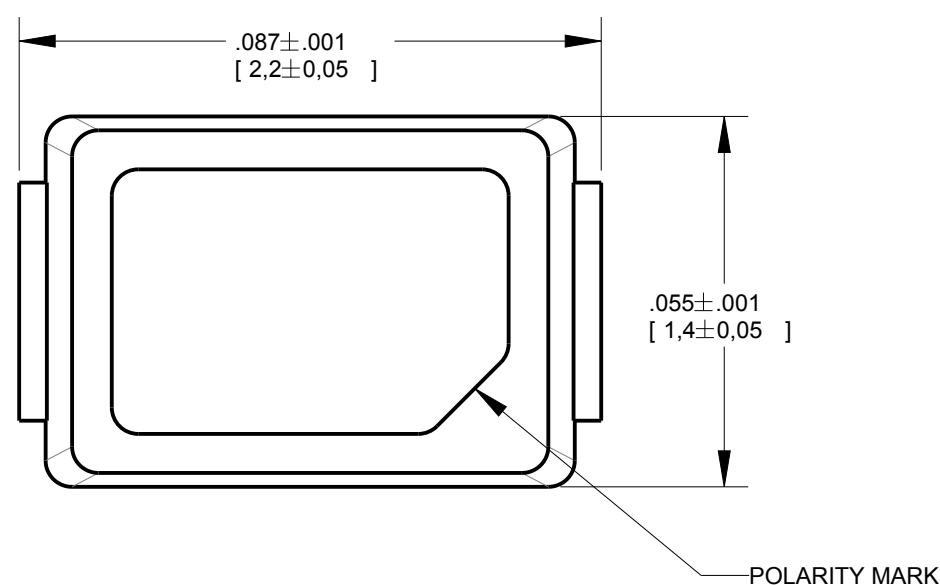
REV	REVISIONS	DRN	APP	DATE
A	NEW RELEASE	LD	NO	3-22-19
B	ADDED VIEWING ANGLE	LD	NO	4-25-19



SMT Reflow Soldering Instructions SMT



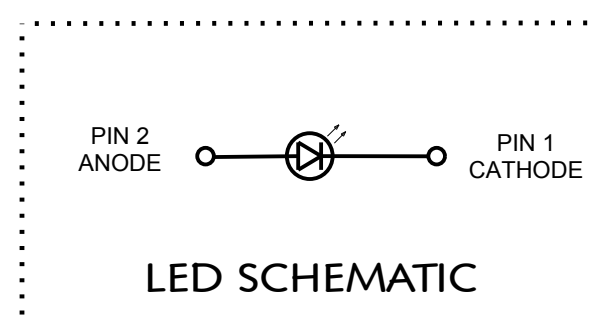
MARK	DEFINITION	CONDITION
TS _{max}	Maximum of pre-heating temperature	200 °C
TS _{min}	Minimum of pre-heating temperature	150 °C
T _s	Time form Tsmin to Tsmax	60-120 sec
T _L	Reference temperature	217 °C
t _L	Retention time for TL	within 60s
T _P	Peak Temperature	260 °C
t _P	Time for peak temperature	within 10s
DTr/Dt	Temperature rising rate	under 3 °C/sec
DTd/Dt	Temperature decreasing rate	under -3 °C/sec



RECOMMENDED SOLDER PAD LAYOUT

ABSOLUTE MAXIMUM RATINGS AT 25 °C							
LED COLOR	POWER DISSIPATION (mW)	FORWARD CURRENT (mA)	PEAK FORWARD CURRENT (mA)	REVERSE VOLTAGE (V)	OPERATING TEMPERATURE (°C)	STORAGE TEMPERATURE (°C)	DERATING CURVE (mA/°C)
RED	48	20	60	5	-40 TO +85	-40 TO +100	.49
ORANGE	70						.45
YELLOW	48						.51
YELLOW GREEN	48						.49
GREEN	70						.57
BLUE	70						.51

OPERATING CHARACTERISTICS AT 25 °C											
LED COLOR	IF (mA)	LUMINOUS INTENSITY (mcd)			DOMINANT WAVELENGTH (nm)			REVERSE CURRENT (MAX)	FORWARD VOLTAGE IF=5mA		VIEWING ANGLE (DEG)
		MIN.	TYP.	MAX.	MIN.	TYP.	MAX.		TYP.	MAX.	
RED	20	280	405	530	620	625	630	10µA @ VR=5V	1.8	2.4	120
ORANGE		230	290	350	600	605	610		1.8	2.4	
YELLOW		280	405	530	585	590	595		1.8	2.4	
YELLOW GREEN		40	65	90	565	570	575		1.8	2.4	
GREEN		1500	1900	2300	520	525	530		2.8	3.3	
BLUE		350	440	530	465	470	475		2.8	3.3	



ATTENTION:
OBSERVE PRECAUTIONS FOR HANDLING ELECTROSTATIC SENSITIVE DEVICES

NOTES:

- PIN NUMBERS ARE FOR REFERENCE ONLY, DESIGNATION NON-EXISTENT ON PART.
- LABELING FOR REEL AND OUTSIDE OF ALUMINUM BAG, DIALIGHT P/N, QUANTITY PER REEL, DATE CODE, INTENSITY BIN CODE, LOT NUMBER AND COUNTRY OF ORIGIN
- THIS PRODUCT IS RoHS COMPLIANT. EACH BAG IS TO BE MARKED WITH RoHS COMPLIANT LABEL OR EQUIVALENT MARKINGS. LED MUST BE Pb FREE.
- MOISTURE SENSITIVITY LEVEL 3
- QUANTITY IS 3,000 PCS/ REEL

RECOMMENDED RoHS SOLDER PROFILE

THIS DRAWING AND THE CONTENTS HEREIN ARE CONFIDENTIAL AND THE SOLE PROPERTY OF DIALIGHT CORP. REPRODUCTION OF THIS DRAWING OR CONSTRUCTION OF ANY PARTS WITHIN THIS DRAWING ARE FORBIDDEN WITHOUT THE WRITTEN CONSENT OF DIALIGHT CORP.		
DIALIGHT CORP. INTERNAL REFERENCE ONLY = 3D MODEL: 4500521848X15-A-1		
SCALE: 35.00	DRAWING NUMBER	REV
ALL DIMS IN: INCHES (MM)	C18403	B
TOLERANCES: UNLESS OTHERWISE SPECIFIED	TITLE	
FRACTIONS: ±1/64	MINI-PLCC2 PACKAGE	
DECIMALS (.XX): ±.01	MATERIAL	
DECIMALS (.XXX): ±.005	Dialight	
DECIMALS (.XXXX): ±.0005	1501 ROUTE 34 SOUTH FARMINGDALE, NJ 07727 (732) 919-3119 www.dialight.com	
ANGLES: ±1°	FINISH	
FSCM 83330	SHEET 1 OF 1 FAMILY TABLE:	