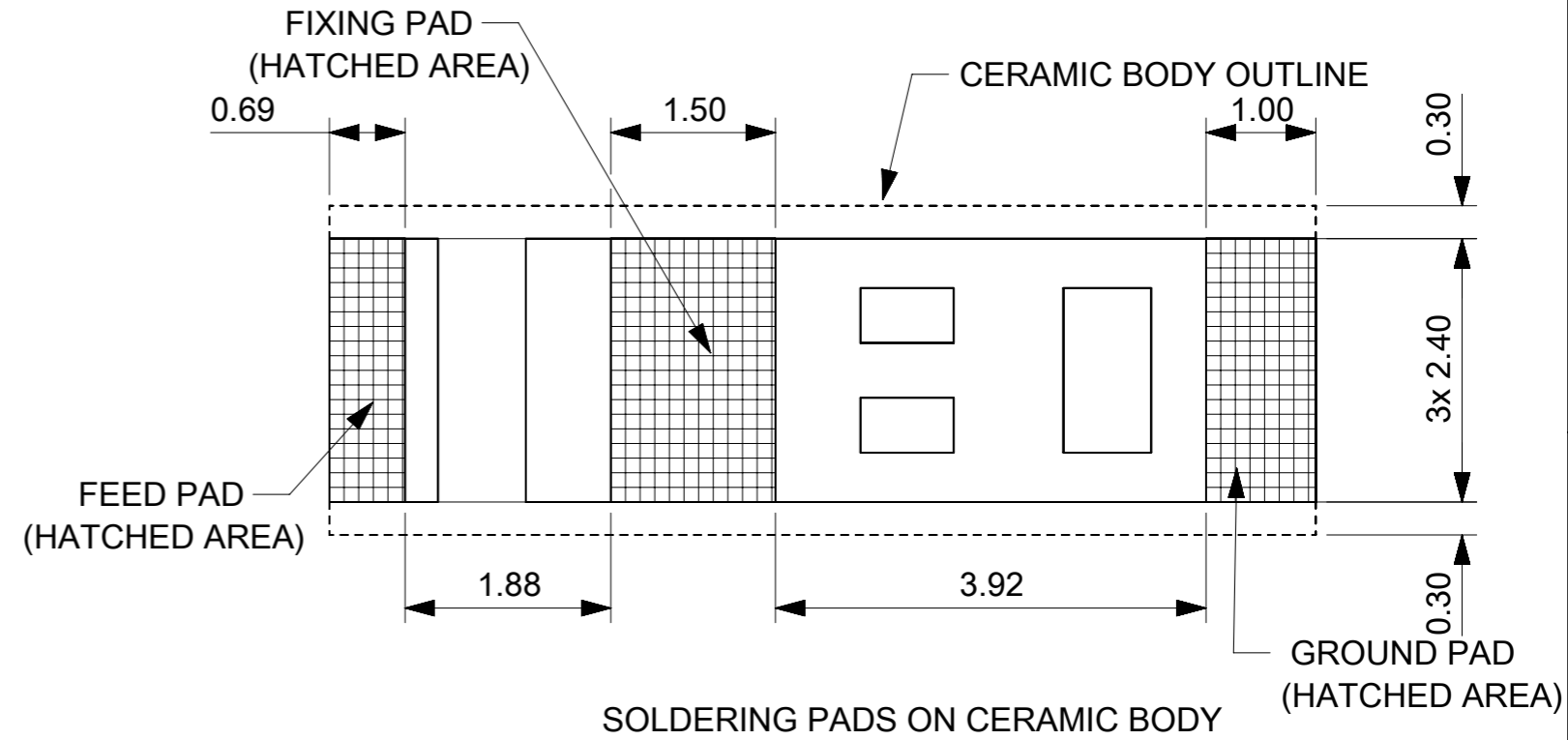

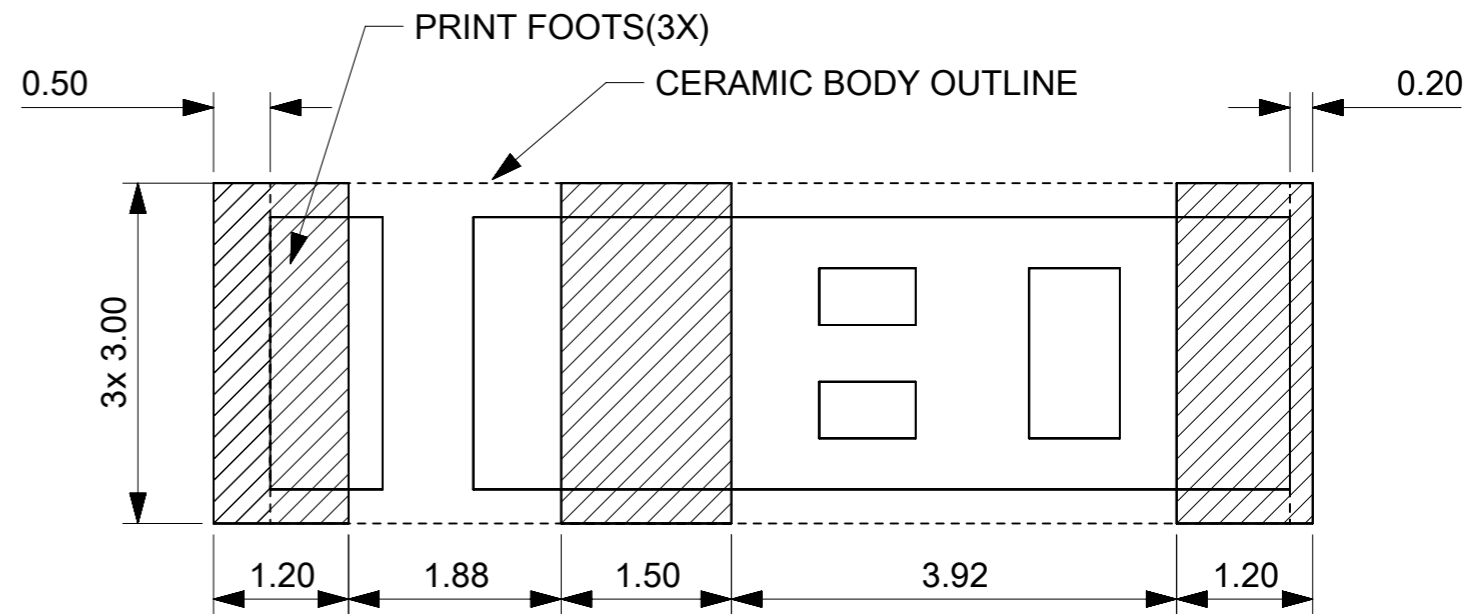


3D VIEW



SOLDERING PADS ON CERAMIC BODY

SPECIAL NOTE:
THERE IS NO ACTUAL SOLDERING PADS (HATCHED AREA ABOVE) ON ANTENNA BODY, CUSTOMER CAN USE OUR RECOMMENDED PRINT FOOT LAYOUT BELOW TO LIMIT OUR ANTENNA BODY ON THE VIRTUAL SOLDERING PADS AREA ABOVE.



PRINT FOOT ON PCB

- NOTES:
1. MATERIAL:CERAMIC,P/N:2081420001
 2. PATTERN: Ag PLATED, THICKNESS 3-7um
 3. PACKAGE SPEC. REFER TO PK OF 2081420001
 4. PRODUCT SPEC. REFER TO PS OF 2081420001
 5. APPLICATION SPEC. REFER TO AS OF 2081420001
 6. SUGGEST TO USE RED GLUE UNDER PART BEFORE SMT IF APPLICATION CONDITION IS STRICT

SYMBOLS	THIS DRAWING CONTAINS INFORMATION THAT IS PROPRIETARY TO MOLEX ELECTRONIC TECHNOLOGIES, LLC AND SHOULD NOT BE USED WITHOUT WRITTEN PERMISSION		CURRENT REV DESC:			molex		
	DIMENSION UNITS	SCALE						
▽ = 0	mm	20:1	GENERAL TOLERANCES (UNLESS SPECIFIED)			PRODUCT CUSTOMER DRAWING		
▽ = 0	ANGULAR TOL ± °		DRWN: CZHOU05			DOCUMENT NUMBER		
▽ = 0	4 PLACES ±		CHK'D: XJSONG			DOC TYPE		
▽ = 0	3 PLACES ±		APPR: XJSONG			DOC PART		
▽ = 0	2 PLACES ±		INITIAL REVISION:			REVISION		
▽ = 0	1 PLACE ±		DRWN: CZHOU05			2081420001		
▽ = 0	0 PLACES ±		APPR: XJSONG			PSD 000 C		
■ = 0	DRAFT WHERE APPLICABLE MUST REMAIN WITHIN DIMENSIONS		THIRD ANGLE PROJECTION	DRAWING	SERIES	MATERIAL NUMBER	CUSTOMER	SHEET NUMBER
▽ = 0			⊕	A3-SIZE	208142			1 OF 1