

NOTES:

1. MATERIALS AND FINISHES:

- BODY - BERYLLIUM COPPER, GOLD PLATING
- REAR BODY - BRASS, NICKEL PLATING
- CONTACT - BERYLLIUM COPPER, GOLD PLATING
- CAP - BRASS, NICKEL PLATING
- SPRING RING - BERYLLIUM COPPER, NICKEL PLATING
- FERRULE - BRASS, GOLD PLATING
- INSULATOR - PTFE, NATURAL

2. ELECTRICAL:

- A. IMPEDANCE: 50 OHM
- B. FREQUENCY RANGE: DC-6 GHz
- C. VSWR(RETURN LOSS): 1.14 (-24 dB) MAX. @ DC - 2 GHz  
1.22 (-20 dB) MAX. @ 2 - 4 GHz  
1.38 (-16 dB) MAX. @ 4 - 6 GHz
- D. DIELECTRIC WITHSTANDING VOLTAGE: 200 VRMS, MIN.

3. MECHANICAL:

- A. DURABILITY: 200 CYCLES MIN. FOR SMOOTH BORE  
50 CYCLES MIN. FOR LIMITED DETENT
- B. TEMPERATURE RANGE: -65°C TO +165°C

4. CABLE ASSEMBLY INSTRUCTIONS:

- A. TRIM CABLE AS SHOWN.
- B. INSERT CABLE THROUGH INNER FERRULE AND PEEL BRAID BACK OVER INNER FERRULE.
- C. INSERT CABLE INTO CONNECTOR.
- D. SOLDER CONTACT TO CABLE CENTER CONDUCTOR.
- E. CRIMP BODY OVER INNER FERRULE USING .105" HEX.

5 SHOWS CABLE ENTRY DIMENSIONS.

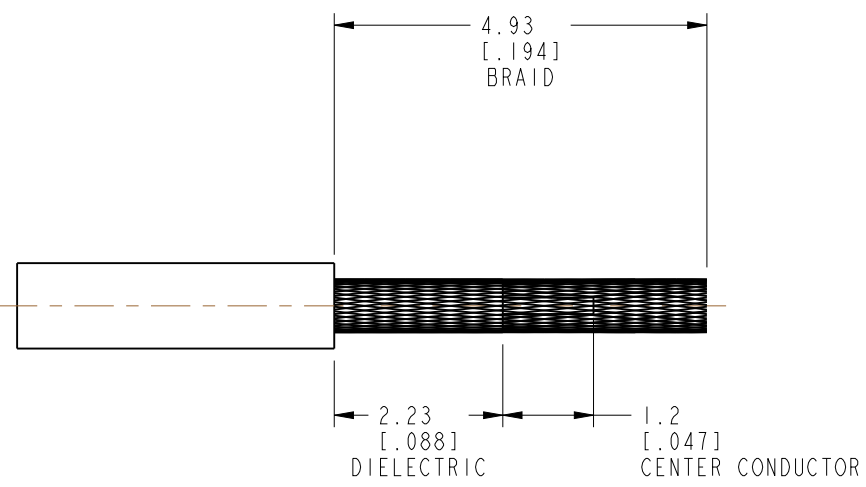
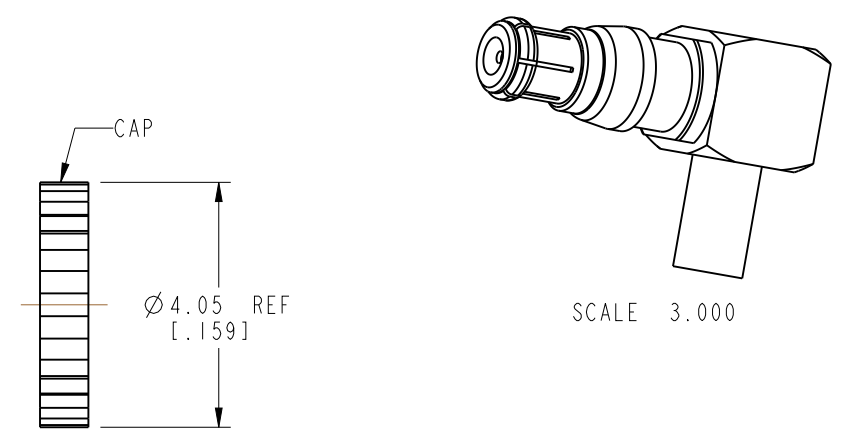
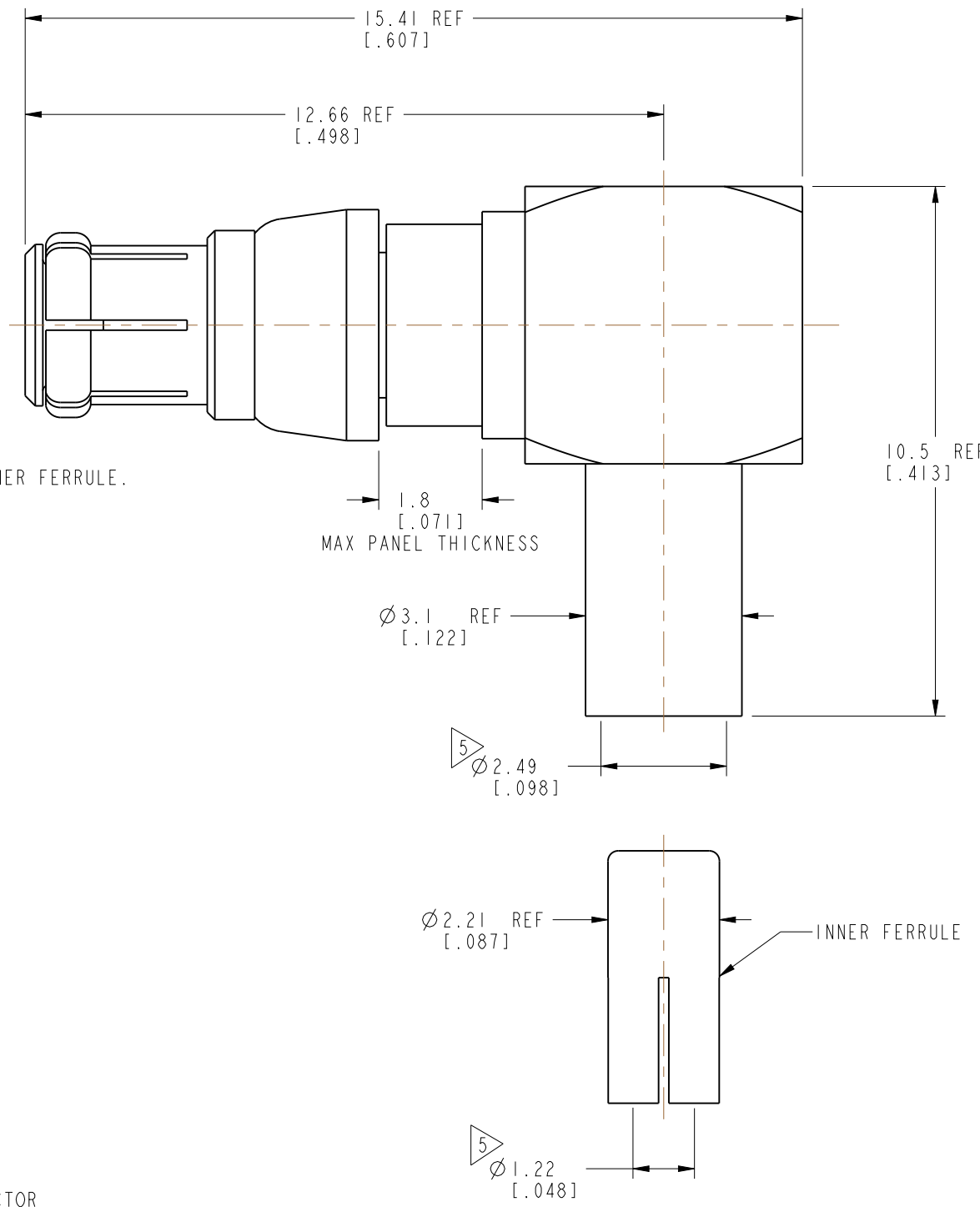
6. PACKAGING:

- A. QUANTITY: SINGLE PACK
- B. MARKING: PACKAGING TO BE MARKED  
"AMPHENOL RF, 920-515P-51A, AND DATE CODE"

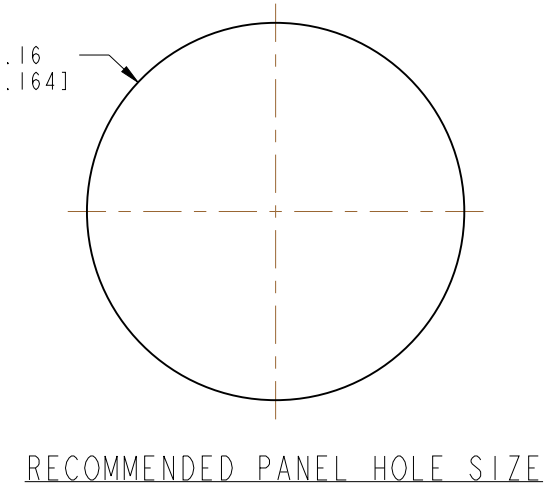
THIRD ANGLE PROJ.

REVISIONS

REV	DESCRIPTION	DATE	ECN	APPR
A	RELEASE TO MFG.	13-Sep-19	12923	EH



RECOMMENDED CABLE STRIPPING DIMENSIONS



RECOMMENDED PANEL HOLE SIZE

**CUSTOMER OUTLINE DRAWING**  
ALL OTHER SHEETS ARE FOR INTERNAL USE ONLY

<p>UNLESS OTHERWISE SPECIFIED, DIMENSIONS ARE IN METRIC AND TOLERANCES ARE:                  &lt;0.5mm ± 0.05mm    0.5 - 6mm ± 0.1mm    6 - 30mm ± 0.2mm    30 - 120mm ± 0.3mm    ANGLES ±1°</p>	MATERIAL NOTE 1	DRAWN E. HILL	DATE 14-Jun-19	<p>TITLE R/A HD-EFI PLUG FOR 1.13MM CABLE</p>	<p>Amphenol RF www.amphenolrf.com</p>
	REFERENCE EAR# 8405 REF: ---	ENGINEER E. HILL	DATE 14-Jun-19		
<p>NOTICE - These drawings, specifications, or other data (1) are, and remain the property of Amphenol corp. (2) must be returned upon request; and (3) are confidential and not to be disclosed to any person other than those to whom they are given by Amphenol Corp. the furnishing of these drawings, specifications, or other data by Amphenol Corp., or to any other person to anyone for any purpose is not to be regarded by implication or otherwise in any manner licensing, granting rights to permitting such holder or any other person to manufacture, use or sell any product, process or design, patented or otherwise, that may in any way be related to or disclosed by said drawings, specifications, or other data.</p>	CONFIGURATION LEVEL: In Work	APPROVED K. CAPOZZI	DATE 13-Sep-19	SCALE: 8.0:1.0 SHEET 2 OF 2	ITEM NO. 920-515P-51A
	FINISH	CAD FILE	DWG SIZE B	REV A	PART NO. 920-515P-51A