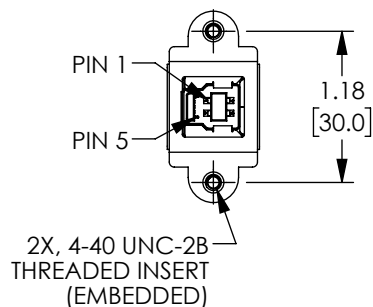
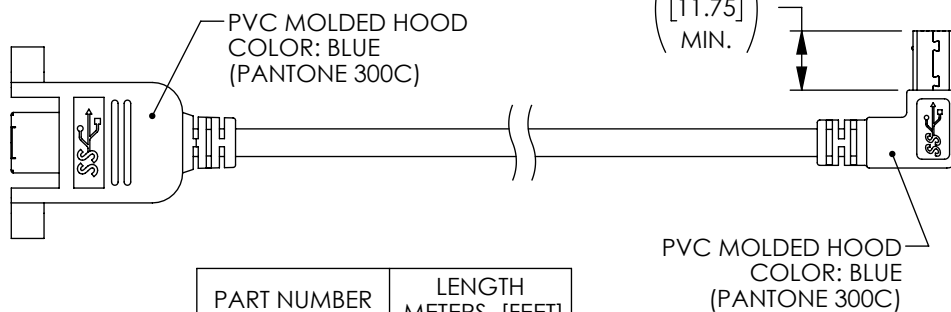
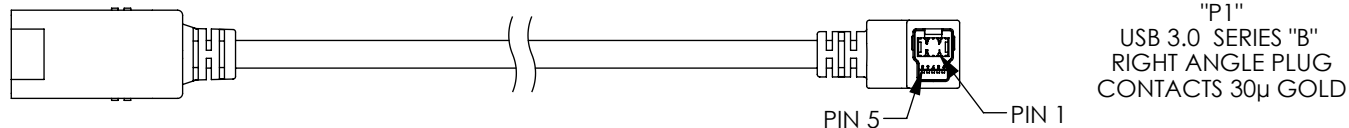
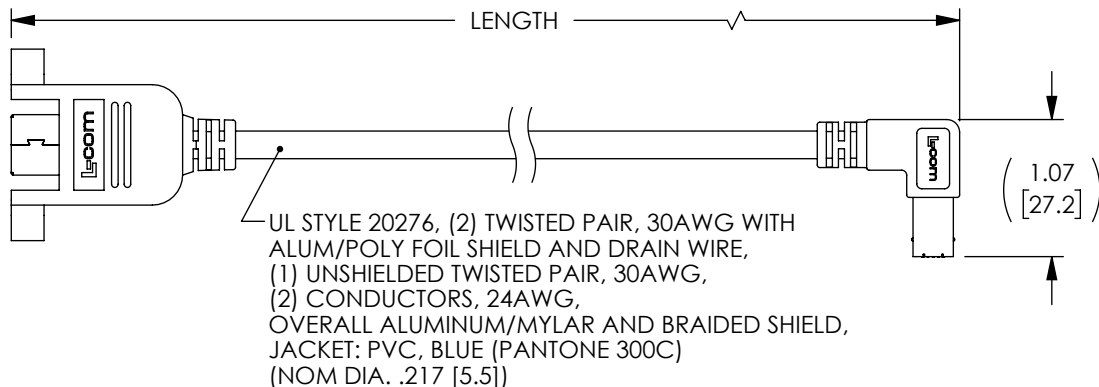
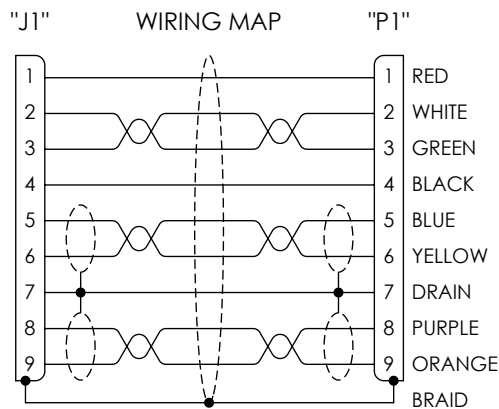


THE INFORMATION CONTAINED IN THIS DRAWING IS THE SOLE PROPERTY OF L-COM, INC. ANY REPRODUCTION IN PART OR WHOLE WITHOUT THE WRITTEN PERMISSION OF L-COM, INC. IS PROHIBITED.

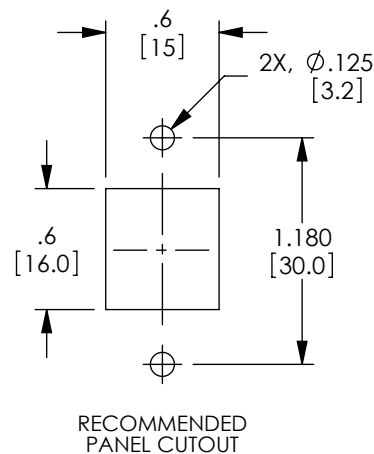
REVISIONS			
REV	DESCRIPTION	DATE	APPROVED
A	REV A DRAWING RELEASED	12/07/2018	SLI



"J1"
USB 3.0 SERIES "B" JACK
PANEL MOUNT
CONTACTS 30μ GOLD




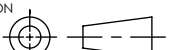
PART NUMBER	LENGTH METERS [FEET]
U3A00102-03M	0.3 [.98]
U3A00102-05M	0.5 [1.64]
U3A00102-1M	1.0 [3.28]



NOTES:

1. CABLE ASSEMBLY SHALL HAVE 360° SHIELD TERMINATION.
2. CABLE ASSEMBLY SHALL BE TESTED FOR CONTINUITY.
3. CABLE ASSEMBLY SHALL BE INDIVIDUALLY PACKAGED IN ACCORDANCE WITH L-COM SPECIFICATION PS-0031.

REGULATORY COMPLIANCE:
CE2011/65/EU(RoHS DIRECTIVE)

UNLESS OTHERWISE SPECIFIED, DIMENSIONS ARE IN INCHES [mm] OVERALL CABLE LENGTH TOLERANCE: ≤12 [305] = +1 [25] / -0 >12 [305] ≤60 [1524] = +2 [51] / -0 >60 [1524] ≤120 [3048] = +4 [102] / -0 >120 [3048] ≤300 [7620] = +6 [152] / -0 >300 [7620] = +5% / -0% ALL OTHER DIMENSIONAL TOLERANCES: X = ± .2 [5.08] XX = ± .02 [51] XXX = ±.005 [13]	APPROVALS	DATE	 50 HIGH STREET NORTH ANDOVER, MA 01845			
	DRAWN BY SLI	03/28/2018				
	CHECKED BY BZHANG	03/28/2018	CATEGORY	USB		
	APPROVED BY SPAN	03/28/2018	PRODUCT DESCRIPTION			
	CONFIGURATION DETAILS OF UNDIMENSIONED FEATURES MAY VARY		CA,USB3.0 B-F PNL/90RT B-M			
PROJECTION 	COLOR VARIATIONS MAY OCCUR		SIZE A	FSCM NO. 43321	DWG. NO. U3A00102	REV. A
			SCALE: NONE		CAD FILE: U3A00102.SLDDRW	SHEET 1 OF 1