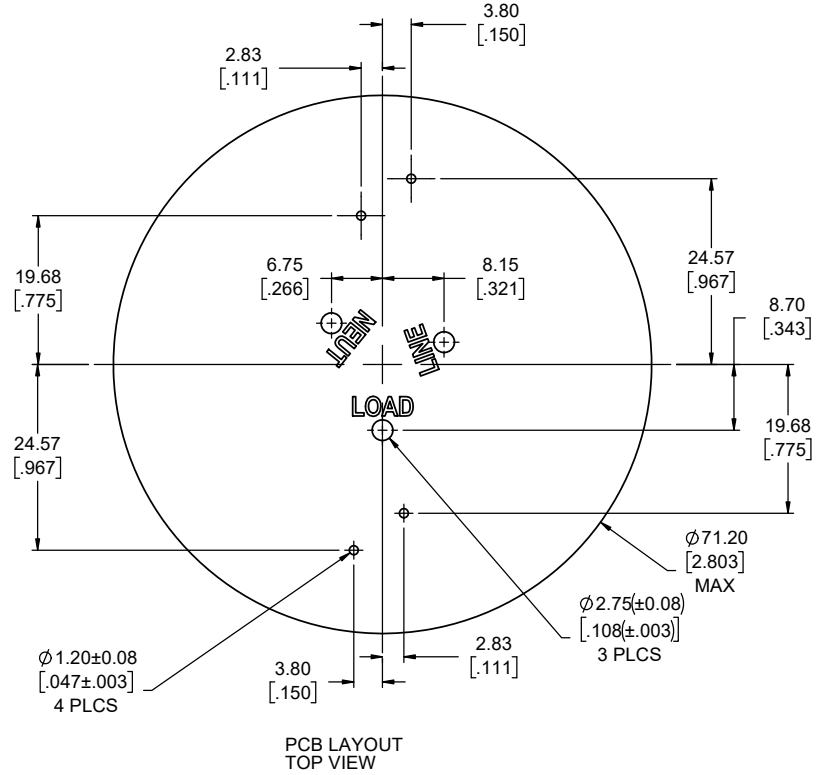
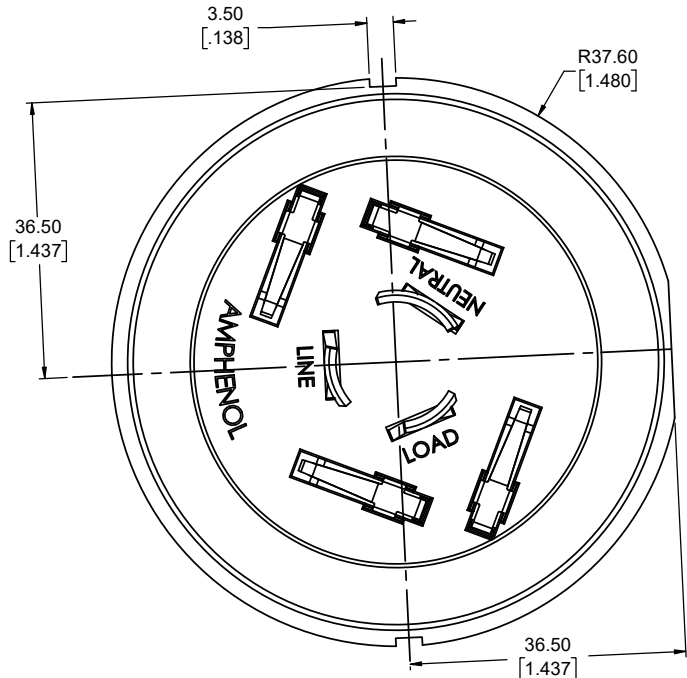
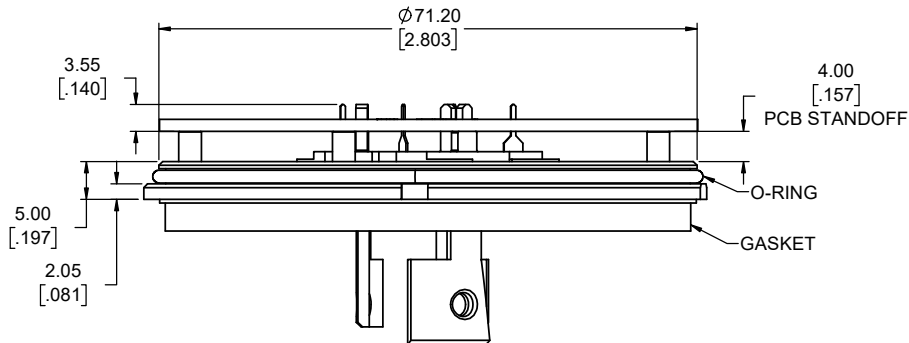


REVISIONS			
REV	DESCRIPTION, ECN, EAR NO.	DATE	APPD
D	UPDATED PRODUCT RELEASE	MAY12/20	S.M.
E	UPDATED PART NUMBER	JUN5/20	S.M.



**FLB-P77-001  
4 DIMMING CONTACT**

**NOTES:**

- MATERIALS: ALL MATERIALS ARE RoHS COMPLIANT PER EU DIRECTIVE 2011/65/EU & AMENDMENTS.
  - HOUSING: ENGINEERING THERMOPLASTIC, UL FLAMMABILITY RATING 94V-0, COLOUR BLACK
  - POWER CONTACT: COPPER ALLOY, PLATED WITH TIN OVER NICKEL
  - DIMMABLE CONTACT: COPPER ALLOY, PLATED WITH 0.76 $\mu$ m (30 $\mu$ ) GOLD OVER 1.27 $\mu$ m (50 $\mu$ ) NICKEL.
  - GASKET: EPDM RUBBER
  - O-RING: SILICONE RUBBER
- ELECTRICAL CHARACTERISTICS:
  - HIGH VOLTAGE CURRENT: 15A
  - DIMMABLE CONTROL: 0 - 10V
  - OPERATING VOLTAGE: 480V
- SPECIFICATIONS:
  - ANSI C136-41-2017
  - ANSI C136-10-2010
  - UL 773

**ORDERING CODE: FLB - P7X 001**

FLB SERIES ANSI C136-41  
X = NUMBER OF CONTACTS  
0 = 3 POWER CONTACTS ONLY  
5 = 3 POWER AND 2 SIGNAL CONTACTS  
7 = 3 POWER AND 4 SIGNAL CONTACTS  
001 - STANDARD  
002 - VENTED BASE

**MATING COVERS CAN ORDERED SEPARATELY PART NO. FLB-C70-XXX-001  
AMPHENOL PART NUMBER FLB-P7X-001**



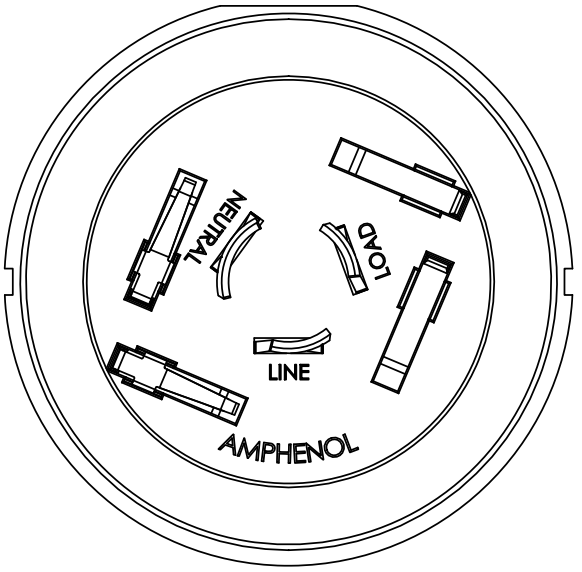
UNLESS SPECIFIED OTHERWISE	DRAWN	S.MUGAN	MAY12/20
PRIMARY UNITS MILLIMETERS	CHECKED	A.GREEN	MAY12/20
SECONDARY UNITS INCHES	M.E. APPD		
REFERENCE IN PARENTHESES	Q.A. APPD		
GENERAL TOLERANCES	DWG APPR.		
1 DECIMAL PLACE $\pm 0.3$	ENG. REL. NO.		
2 DECIMAL PLACES	REF.		
3 DECIMAL PLACES	THIRD ANGLE PROJECTION		
ANGULAR DEGREES	DO NOT SCALE DRAWING		

**Amphenol Canada Corp.**  
Commercial Products  
FLB SERIES, DIMMING CONTROL,  
LOCKING TYPE BASE,  
RoHS COMPLIANT

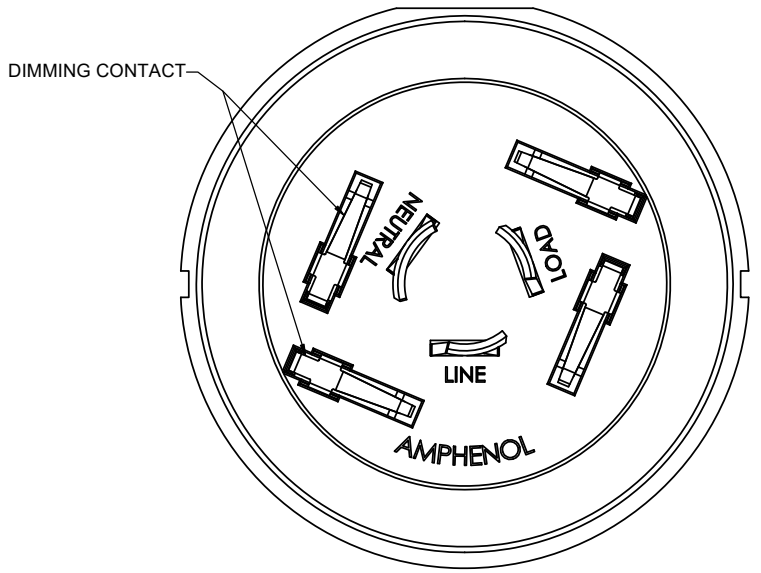
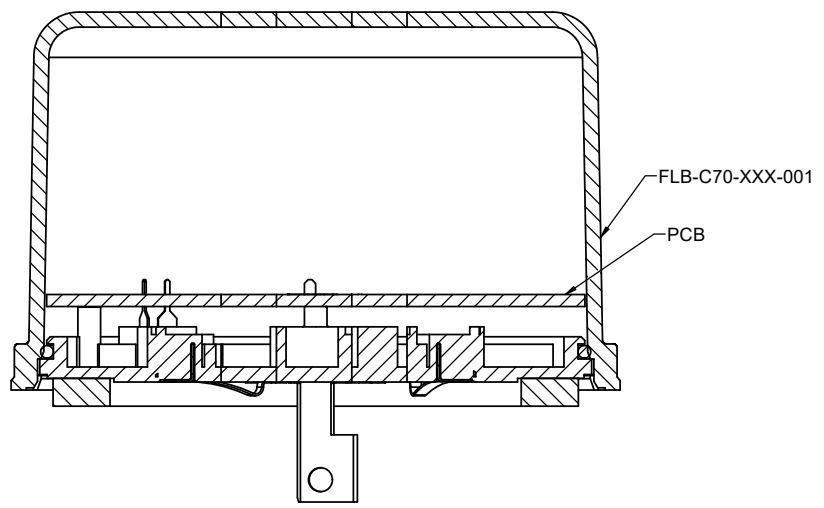
DWG. NO. **P-FLB-P7X-001** REV **E**

CODE ID NO. 03554 DWG SIZE: X SCALE: 2:1 SHEET 1 OF 2

REVISIONS			
REV	DESCRIPTION, ECN, EAR NO.	DATE	APPD
D	UPDATED PRODUCT RELEASE	MAY12/20	S.M.
E	UPDATED PART NUMBER	JUN5/20	S.M.



FLB-P70-001 SHOWN  
NO DIMMING CONTACTS



FLB-P75-001  
2 DIMMING CONTACTS



UNLESS SPECIFIED OTHERWISE	DRAWN	S.MUGAN	APR01/08
PRIMARY UNITS MILLIMETRES	CHECKED	A.GREEN	APR01/08
SECONDARY INCHES	M.E. APPD		
REFERENCE IN PARENTHESES	Q.A. APPD		
GENERAL TOLERANCES	DWG APPR.		
1 DECIMAL PLACE ±0.X	ENG. REL. NO.		
2 DECIMAL PLACES ±0.XX	REF.		
3 DECIMAL PLACES ±0.XXX	THIRD ANGLE PROJECTION		
ANGULAR DEGREES ±X°	DO NOT SCALE DRAWING		

**Amphenol Canada Corp.**  
Commercial Products

FLB SERIES, DIMMING CONTROL  
LOCKING TYPE BASE,  
RoHS COMPLIANT

DWG. NO. **P-FLB-P7X-001** REV **E**

CODE ID NO. 03554 DWG SIZE: X SCALE: 2:1 SHEET 2 OF 2

THIS DOCUMENT CONTAINS PROPRIETARY INFORMATION AND SUCH INFORMATION MAY NOT BE DISCLOSED TO OTHERS FOR ANY PURPOSE OR USED FOR MANUFACTURING PURPOSES WITHOUT WRITTEN PERMISSION FROM AMPHENOL CANADA CORP.