

4

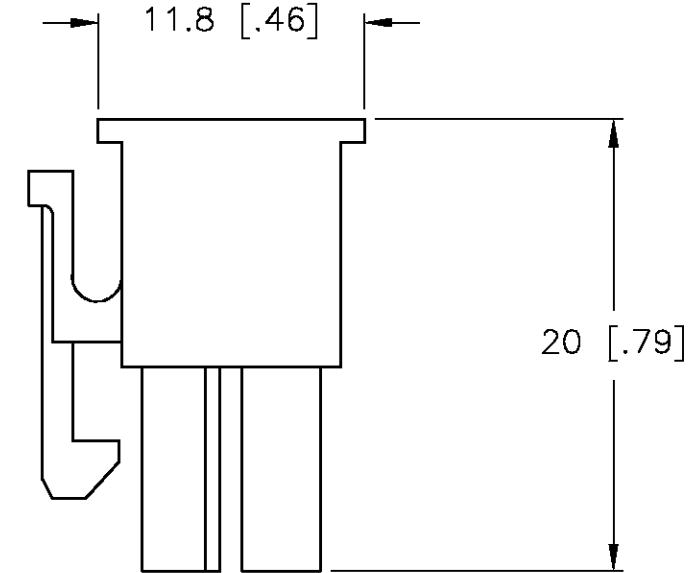
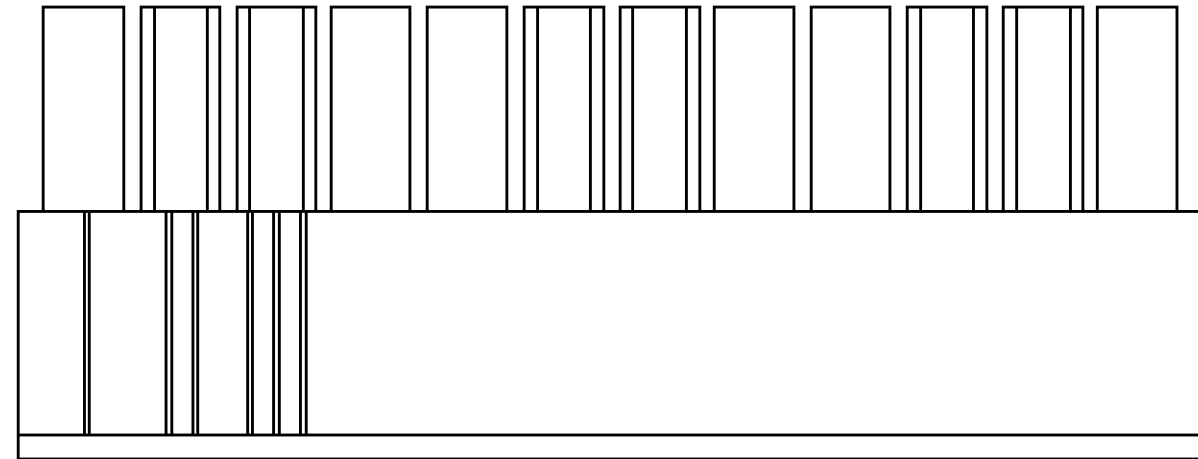
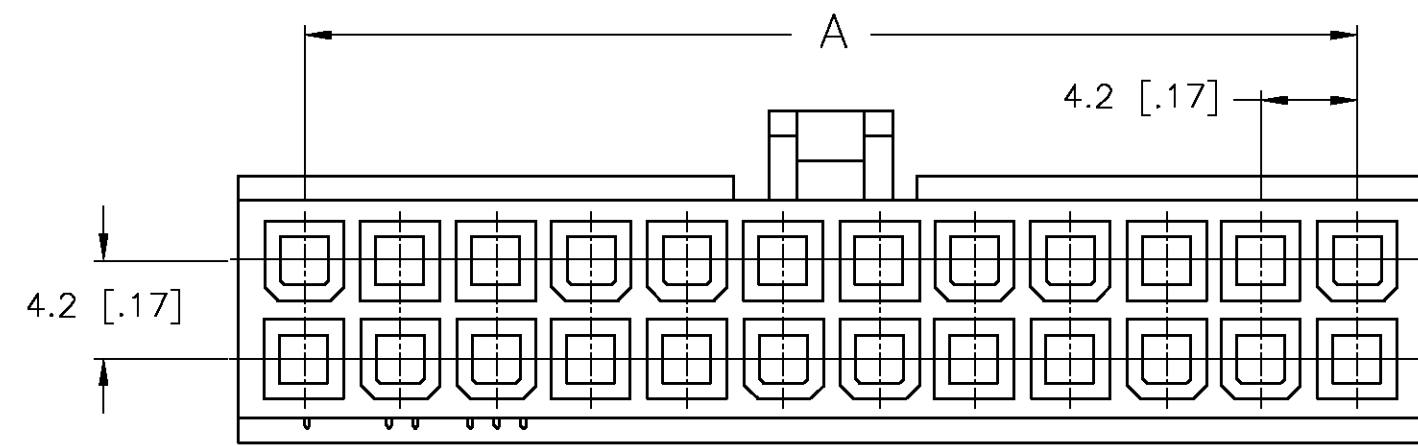
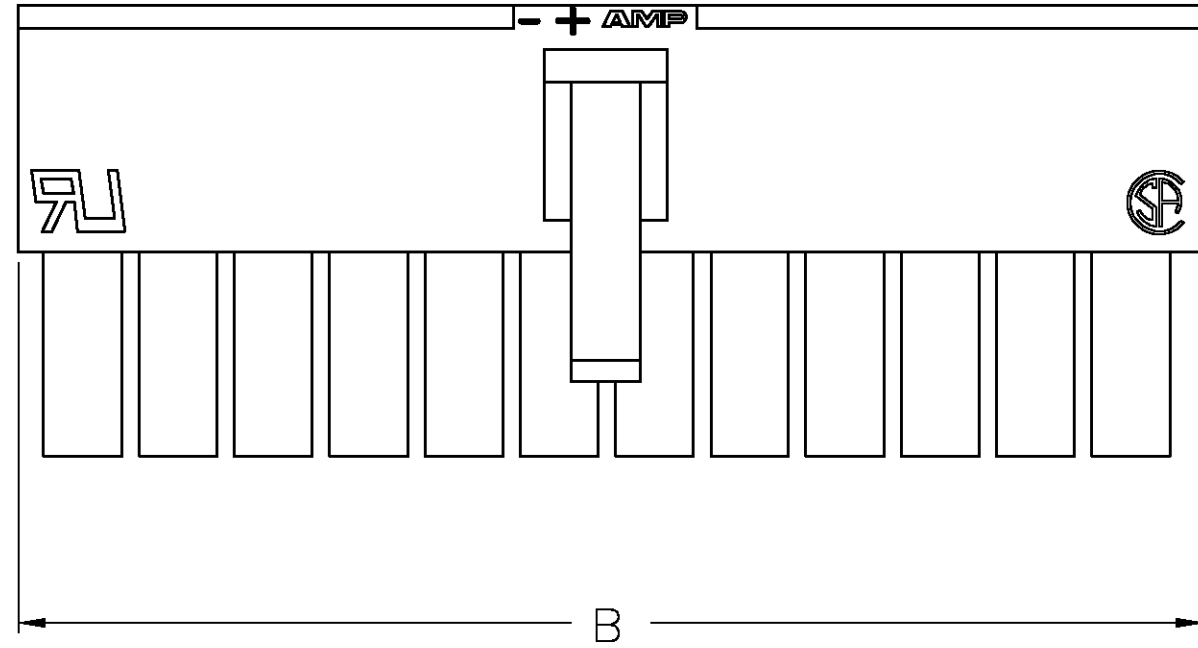
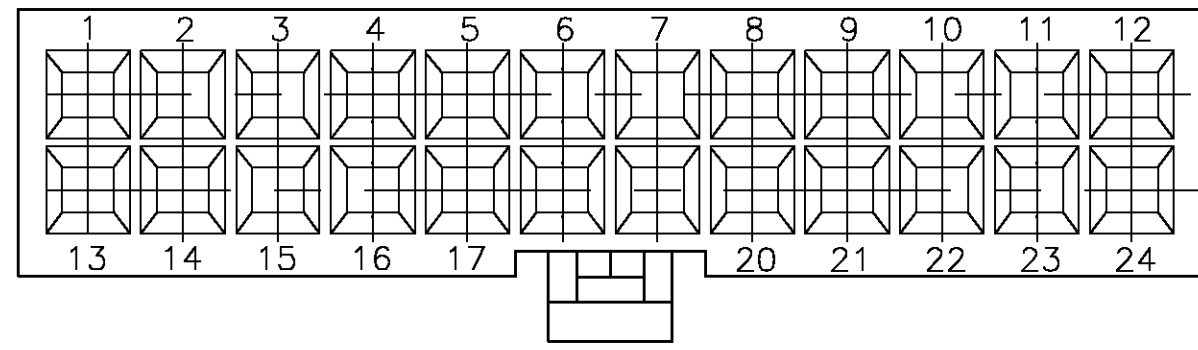
3

2

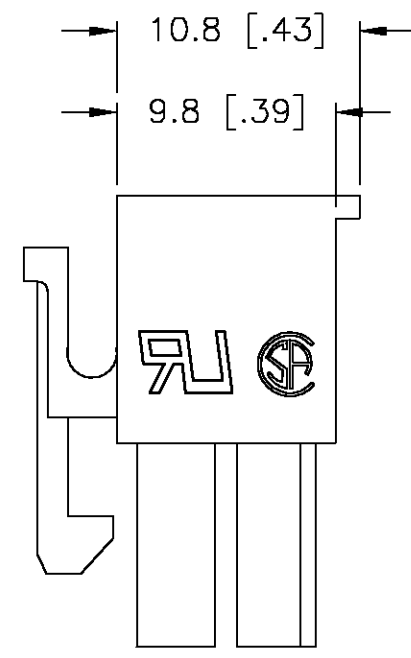
1

THIS DRAWING IS UNPUBLISHED. RELEASED FOR PUBLICATION
 © COPYRIGHT BY TYCO ELECTRONICS CORPORATION. ALL RIGHTS RESERVED.

LOC		DIST		REVISIONS			
P	LTR	DESCRIPTION		DATE	DWN	APVD	
CM	00	A		REVISED PER OG3B-0305-03	25-APR-03	SH DC	



1. MATERIAL: NYLON, UL94V-2, NATURAL.



ONLY FOR 794954-2

DIM B	DIM A	POS.	PART NUMBER
5.8	-	2	794954-2
10.0	4.2	4	794954-4
14.2	8.4	6	794954-6
18.4	12.6	8	794954-8
22.6	16.8	10	1-794954-0
26.8	21.0	12	1-794954-2
31.0	25.2	14	1-794954-4
35.2	29.4	16	1-794954-6
39.4	33.6	18	1-794954-8
43.6	37.8	20	2-794954-0
47.8	42.0	22	2-794954-2
52.0	46.2	24	2-794954-4

THIS DRAWING IS A CONTROLLED DOCUMENT.		DWN S. HAMM 08-OCT-2001	Tyco Electronics Corporation Harrisburg, PA 17105-3608	
DIMENSIONS: MM [INCHES]		CHK D. COLEY 08-OCT-2001	NAME D. COLEY	
TOLERANCES UNLESS OTHERWISE SPECIFIED: 0 PLC ± 1 PLC ± 0.4[.02] 2 PLC ± 0.25[.010] 3 PLC ± 0.150[.0059] 4 PLC ± ANGLES ± FINISH		APVD D. COLEY 08-OCT-2001	PRODUCT SPEC APPLICATION SPEC	
MATERIAL		WEIGHT	SIZE A2	CAGE CODE 00779
FINISH		CUSTOMER DRAWING	DRAWING NO C=794954	RESTRICTED TO -
		SCALE	SHEET 1 OF 1	REV A

794954

A