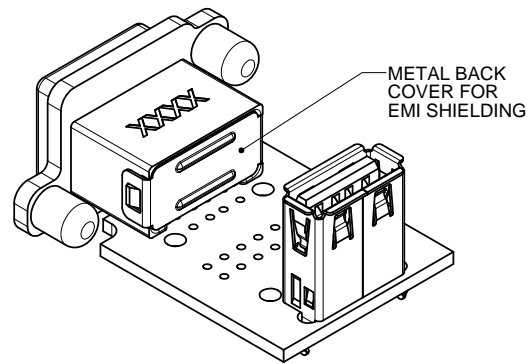
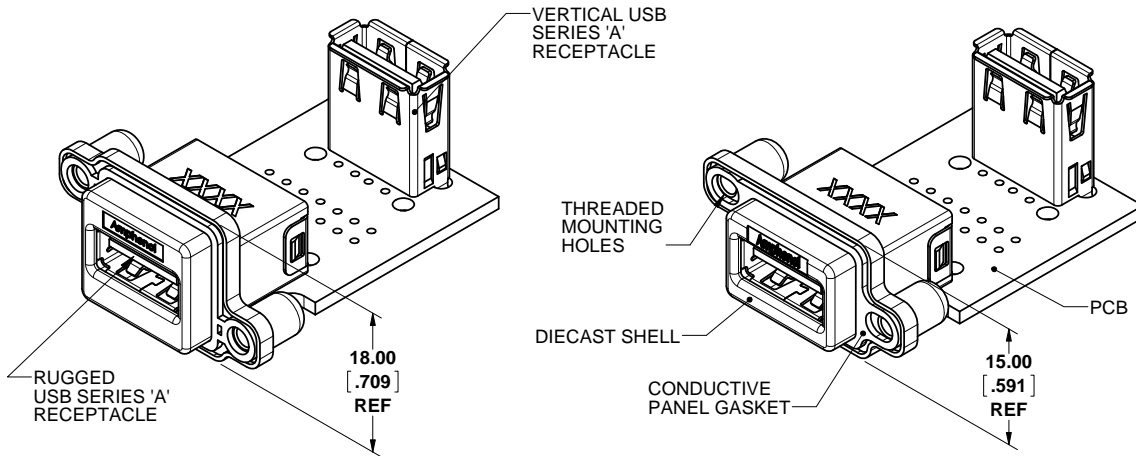
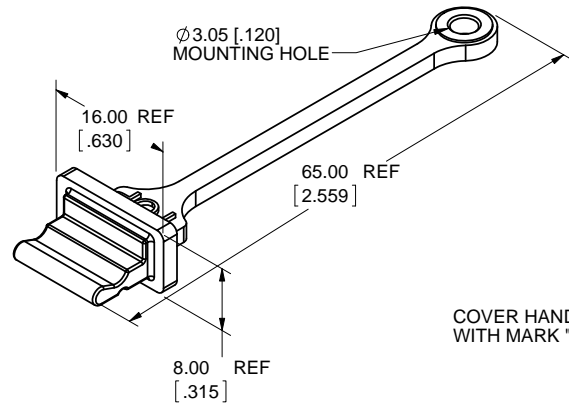
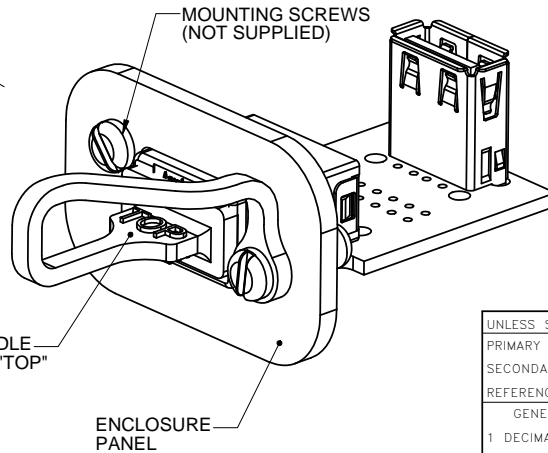


STANDARD PROFILE SHELL

LOW PROFILE SHELL

DUST COVER OPTION
SEE ORDERING CODE

DUST COVER APPLICATION VIEW

ORDERING CODE: **MUSBR-AE11-XX**

SERIES, RUGGED USB

USB SERIES 'A' RECEPTACLE,
VERTICAL, ON PCB WITH MATCHING
USB SERIES RECEPTACLE

SHELL & THREAD OPTION

3 = STD. PROFILE, #4-40 UNC THREAD

4 = LOW PROFILE, #4-40 UNC THREAD

M = STD. PROFILE, M3X0.5 UNC THREAD

R = LOW PROFILE, M3X0.5 UNC THREAD

DUST COVER OPTION

0 = NO DUST COVER SUPPLIED

1 = WITH GREY DUST COVER SUPPLIED

5 = WITH BLACK DUST COVER SUPPLIED

SPECIAL CONNECTORS

MANY UNIQUE FEATURES ARE READILY AVAILABLE
TO SUIT CUSTOMER REQUIREMENTS.
CONSULT WITH AMPHENOL CANADA FOR DETAILS.

NOTES:

- MATERIAL:
 - ALL MATERIALS ARE RoHS COMPLIANT PER EU DIRECTIVE 2011/65/EU AND AMENDMENTS.
 - OUTER SHELL - DIECAST ZINC ALLOY, NICKEL PLATED
 - CONTACTS - PHOSPHOR BRONZE, PLATED WITH 0.76 μm (30 μin) GOLD OVER 1.27 μm (50 μin) NICKEL ON THE MATING AREA WITH MATTE TIN PLATING ON THE TAILS.
 - USB HOUSING - ENGINEERING THERMOPLASTIC, HIGH TEMPERATURE RESISTANT, FLAMMABILITY RATING UL94V-0, BLACK.
 - USB SHIELD & BACK COVER - STAINLESS STEEL, PASSIVATED
 - PANEL GASKET - CONDUCTIVE SILICONE RUBBER, BLACK
 - DUST COVER - SILICONE RUBBER WITH NICKEL PLATED BRASS BUSHING. SEE ORDERING CODE FOR DUST COVER OPTIONS.
 - PCB - FR-4 FIBERGLASS, LEAD FREE, UL94V-0 FLAMMABILITY RATING.
 - STANDARD USB CONNECTOR - CONTACT MATERIALS SAME AS ABOVE. SHIELD - NICKEL PLATED STEEL. HOUSING - THERMOPLASTIC POLYESTER, BLACK, UL94V-0 FLAMMABILITY RATING.
- ENVIRONMENTAL PERFORMANCE PER IEC 60529 CODE IP67 FOR SEAL BETWEEN MATING AREA AND PCB SIDE OF CONNECTOR. GASKET PROVIDES SEAL TO INSIDE FACE OF ENCLOSURE PANEL. AVAILABLE DUST COVER PROVIDES ADDED PROTECTION.
- CURRENT RATING: 1.5 AMPERES.
- CONTACT RESISTANCE: 100 MILLIOHMS MAXIMUM (SUBJECT TO VERIFICATION).
- OPERATING TEMPERATURE: -40°C TO +105°C.
- DUST COVERS MAY BE ORDERED SEPARATELY, SPECIFY:
 - PART NUMBER MUSB-2A111-014BP FOR THE GREY COVER.
 - PART NUMBER MUSB-2A111-024BP FOR THE BLACK COVER.

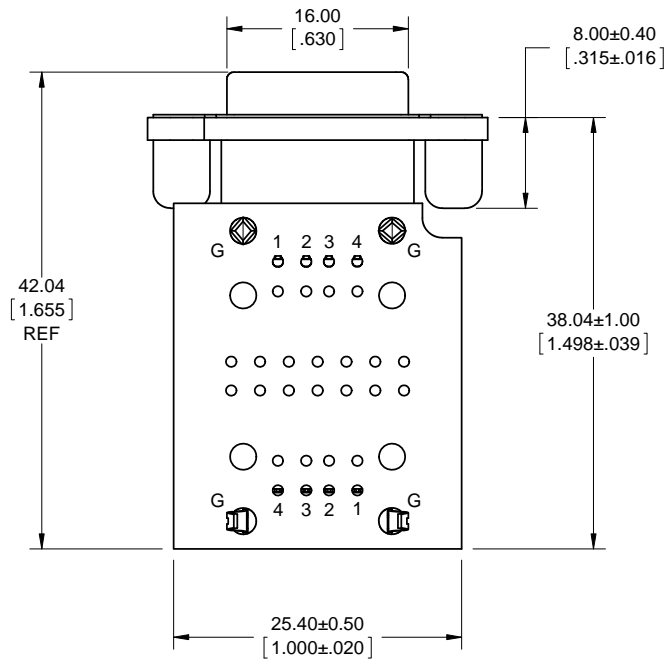
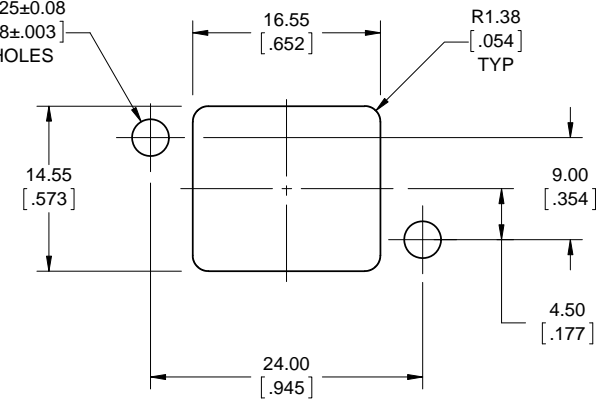
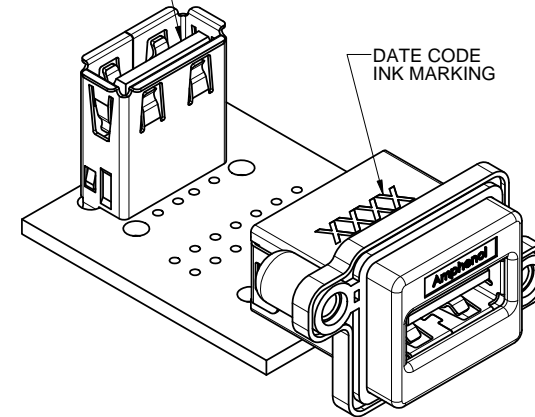
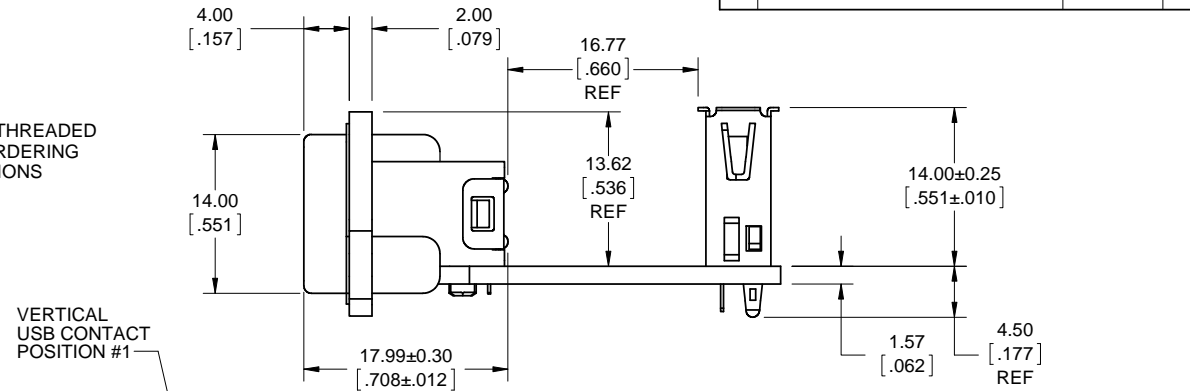
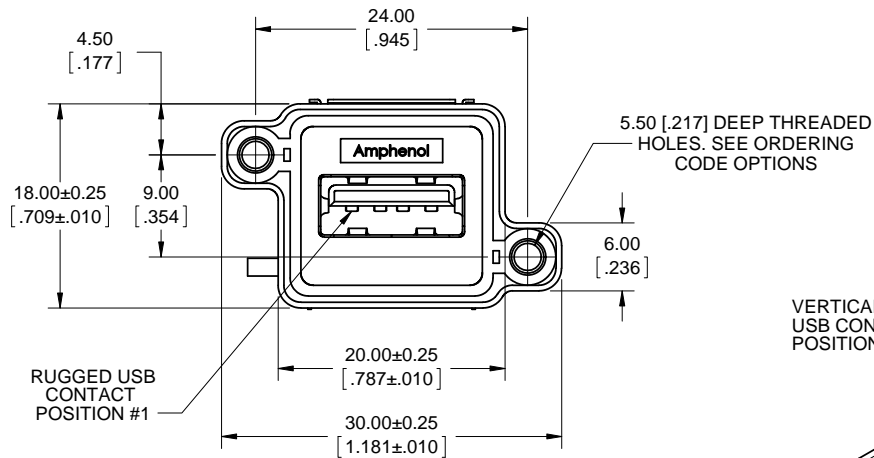
UNLESS SPECIFIED OTHERWISE	DRAWN	M. PAHULJE	JUL20/15
PRIMARY UNITS MILLIMETERS	CHECKED		
SECONDARY INCHES	M.E. APP'D		
REFERENCE IN PARENTHESES	Q.A. APP'D		
GENERAL TOLERANCES	DWG APPR.	K. LAMBIE	JUL22/15
1 DECIMAL PLACE	ENG. REL. NO.		
2 DECIMAL PLACES ± 0.15	REF.	EAR 14383	
3 DECIMAL PLACES	THIRD ANGLE SCALE DRAWING		
ANGULAR DEGREES			

Amphenol Canada Corp.
www.amphenolcanada.comMUSBR SERIES RUGGED USB, SERIES 'A'
RECEPTACLE, RIGHT ANGLE, ON PCB WITH
VERTICAL USB CONNECTOR, THREAD, SHELL &
DUST COVER OPTIONS, RoHS COMPLIANT

P-MUSBR-AE11-XX

CODE ID NO. 03554 DWG SIZE: C SCALE: 3:1 SHEET 1 OF 3

REVISIONS			
REV	DESCRIPTION, ECN, EAR NO.	DATE	APP'D
D	PRODUCT DRAWING (EAR 14383)	OCT27/15	K.L.



CONNECTION CHART

RUGGED USB CONNECTOR POSITION #	STANDARD USB CONNECTOR POSITION #
SHELL/GROUND	SHELL/GROUND
1	1
2	2
3	3
4	4

RECOMMENDED PANEL CUTOUT OUTSIDE VIEW OF PANEL

STANDARD PROFILE SHELL SHOWN

AMPHENOL CANADA PART NUMBERS: MUSBR-AE11-3X
MUSBR-AE11-MX



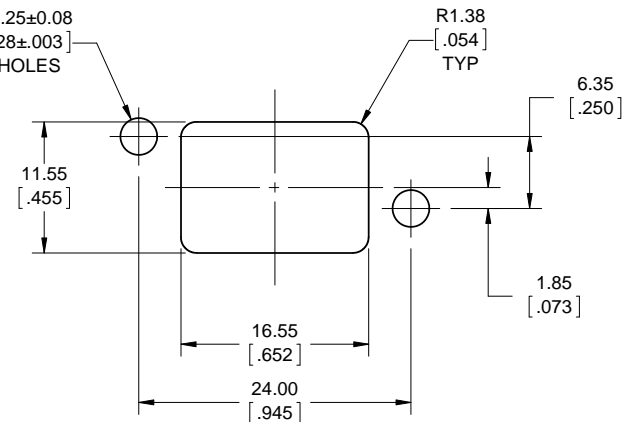
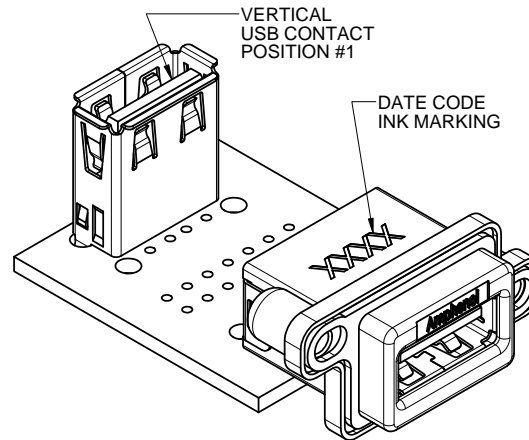
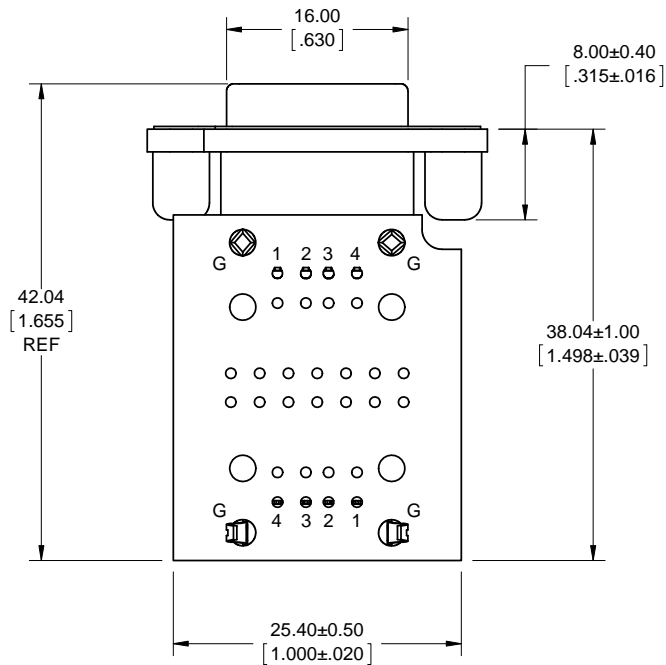
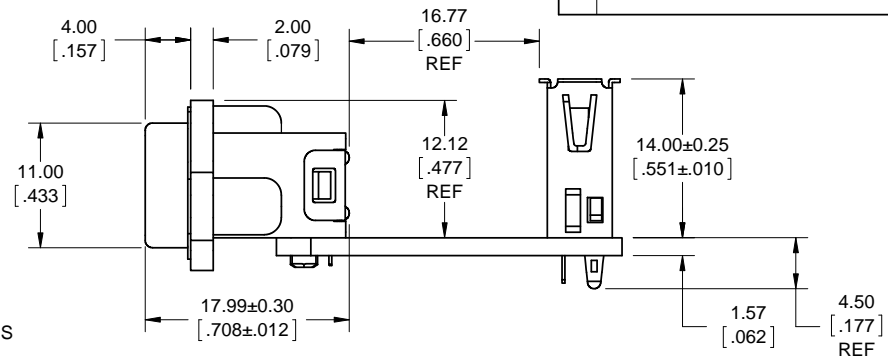
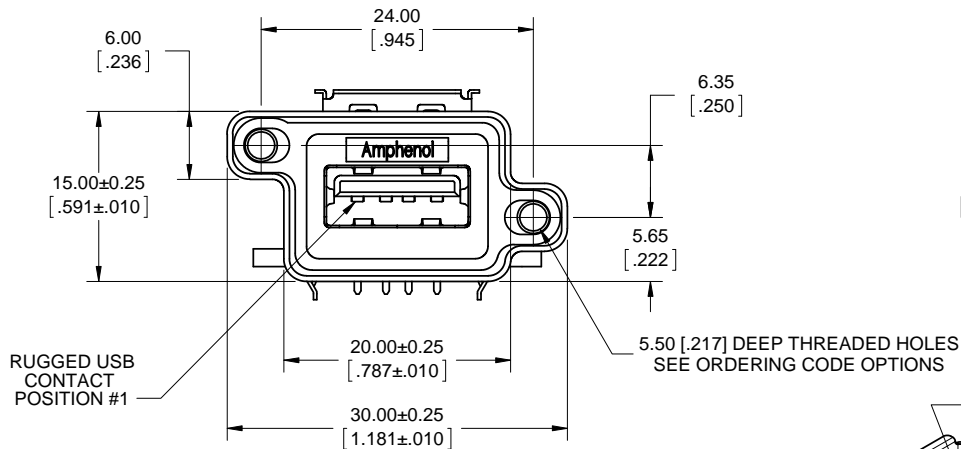
UNLESS SPECIFIED OTHERWISE	DRAWN	M. PAHULJE	JUL20/15
PRIMARY UNITS MILLIMETERS	CHECKED		
SECONDARY INCHES	M.E. APP'D		
REFERENCE IN PARENTHESES	Q.A. APP'D		
GENERAL TOLERANCES	DWG APPR.	K. LAMBIE	JUL22/15
1 DECIMAL PLACE	ENG. REL. NO.		
2 DECIMAL PLACES ±0.15	REF.	EAR 14383	
3 DECIMAL PLACES	THIRD ANGLE PROJECTION		
ANGULAR DEGREES	DO NOT SCALE DRAWING		

Amphenol Canada Corp.
www.amphenolcanada.com

MUSBR SERIES RUGGED USB, SERIES 'A' RECEPTACLE, RIGHT ANGLE, ON PCB WITH VERTICAL USB CONNECTOR, THREAD, SHELL & DUST COVER OPTIONS, RoHS COMPLIANT

DWG. NO.	REV
P-MUSBR-AE11-XX	D
CODE ID NO. 03554	DWG. SIZE: C
SCALE: 3:1	SHEET 2 OF 3

REVISONS			
REV	DESCRIPTION, ECN, EAR NO.	DATE	APP'D
D	PRODUCT DRAWING (EAR 14383)	OCT27/15	K.L.



CONNECTION CHART

RUGGED USB CONNECTOR POSITION #	STANDARD USB CONNECTOR POSITION #
SHELL/GROUND	SHELL/GROUND
1	1
2	2
3	3
4	4

RECOMMENDED PANEL CUTOUT OUTSIDE VIEW OF PANEL

LOW PROFILE SHELL SHOWN

AMPHENOL CANADA PART NUMBERS: MUSBR-AE11-4X
MUSBR-AE11-RX



UNLESS SPECIFIED OTHERWISE	DRAWN	M. PAHULJE	JUL20/15
PRIMARY UNITS MILLIMETERS	CHECKED		
SECONDARY INCHES	M.E. APP'D		
REFERENCE IN PARENTHESES	Q.A. APP'D		
GENERAL TOLERANCES	DWG APPR.	K.LAMBIE	JUL22/15
1 DECIMAL PLACE	ENG. REL. NO.		
2 DECIMAL PLACES ±0.15	REF.	EAR 14383	
3 DECIMAL PLACES	THIRD ANGLE PROJECTION		
ANGULAR DEGREES	DO NOT SCALE DRAWING		

Amphenol Canada Corp. www.amphenolcanada.com			
MUSBR SERIES RUGGED USB, SERIES 'A' RECEPTACLE, RIGHT ANGLE, ON PCB WITH VERTICAL USB CONNECTOR, THREAD, SHELL & DUST COVER OPTIONS, RoHS COMPLIANT			
P-MUSBR-AE11-XX			REV D
CODE ID NO. 03554	DWG SIZE: C	SCALE: 3:1	SHEET 3 OF 3