

PRODUCT NUMBER CODE

87520- X X X X X P X LF

BASE PRODUCT NUMBER

HOUSING COLOR OPTIONS

- 0 - WHITE+SHELL TIN & NICKEL PLATING
- 1 - BLACK+SHELL TIN & NICKEL PLATING
- 2 - WHITE+SHELL NICKEL PLATING ONLY
- 3 - BLACK+SHELL NICKEL PLATING ONLY
- 4 - WHITE FR50 + SHELL TIN & NICKEL PLATING FOR NON LEAD FREE P/N'S
CHANGE WHITE FR50 TO WHITE PA46 FOR LEAD FREE P/N'S
- 5 - BLACK NYLON 66 + SHELL TIN & NICKEL PLATING FOR NON LEAD FREE P/N'S
CHANGE BLACK NYLON 66 TO BLACK PA46 FOR LEAD FREE P/N'S
- 6 - WHITE FR50+SHELL TIN & NICKEL PLATING FOR NON LEAD FREE P/N'S
CHANGE WHITE FR50 TO WHITE PA46 FOR LEAD FREE P/N'S
- 7 - WHITE PA46+SHELL TIN & NICKEL PLATING

SHELL OPTION

- 0 - NO BACK SHIELD, SEE STYLE 1 FOR DURABILITY 1500 CYCLES
SEE STYLE 4 FOR DURABILITY 5000 CYCLES
- 1 - BACK SHIELD, SEE STYLE 2
- 2 - PARTIAL BACK SHIELD, SEE STYLE 3
- 5 - NO BACK SHIELD, SEE STYLE 4 WITH HIGH PERFORMANCE MATERIAL
FOR DURABILITY 12,000 CYCLES, NI PLATING ONLY

MOUNTING HOLE OPTIONS

- 1 - NONE

TERMINAL PLATING OPTION

- 0 - 1.25um Ni UNDERPLATE
0.76um GXT CONTACT AREA
2.50um TIN/LEAD TAIL AREA FOR P/N'S
- 2 - 1.25um Ni UNDERPLATE
0.76um /30u" GOLD CONTACT AREA
2.50um TIN/LEAD TAIL AREA FOR P/N'S

PACKAGING OPTIONS

- A - TAPE AND REEL
- B - TUBES

DATE CODE

SPECIAL OPTION:

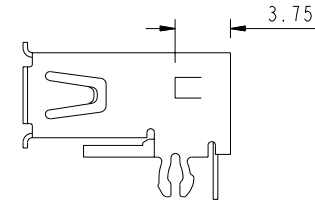
- S: PANASONIC ONLY
- B: FOR 1.20mm THICKNESS PCB

LEAD FREE OPTION

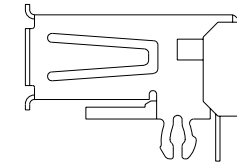
P/N'S WITH SUFFIX "LF" MEAN LEAD FREE PRODUCT
FOR LEAD FREE P/N, CHANGE ALL ORIGINAL TIN/LEAD PLATING TO PURE TIN PLATING

Available p/n's in FCI are followed

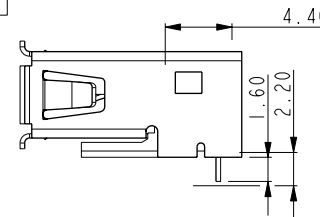
- 87520-0010XXLF
- 87520-0012XXLF
- 87520-0210XXLF
- 87520-1010XXLF
- 87520-1012XXLF
- 87520-0110XXLF
- 87520-0112XXLF
- 87520-1110XXLF
- 87520-1112XXLF
- 87520-2010XXLF
- 87520-2012XXLF
- 87520-2110XXLF
- 87520-2112XXLF
- 87520-2210XXLF
- 87520-3010XXLF
- 87520-3012XXLF
- 87520-3110XXLF
- 87520-3112XXLF
- 87520-4010XXLF
- 87520-4110XXLF
- 87520-5010XXLF/5010XXSLF
- 87520-5110XXLF
- 87520-6010XXLF
- 87520-7010XXSLF
- 87520-3S10XPLF
- 87520-3S12XPLF



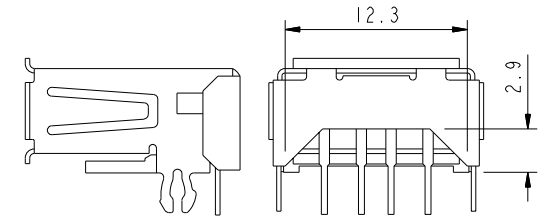
STYLE 1 WITHOUT BACK SHELL



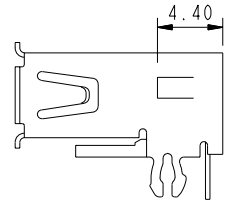
STYLE 2 WITH BACK SHELL



STYLE 5 WITHOUT BACK SHELL
FOR 1.20mm THICKNESS PCB
87520-3010APBLF



STYLE 3 WITH PARTIAL BACK SHELL



STYLE 4 WITHOUT BACK SHELL

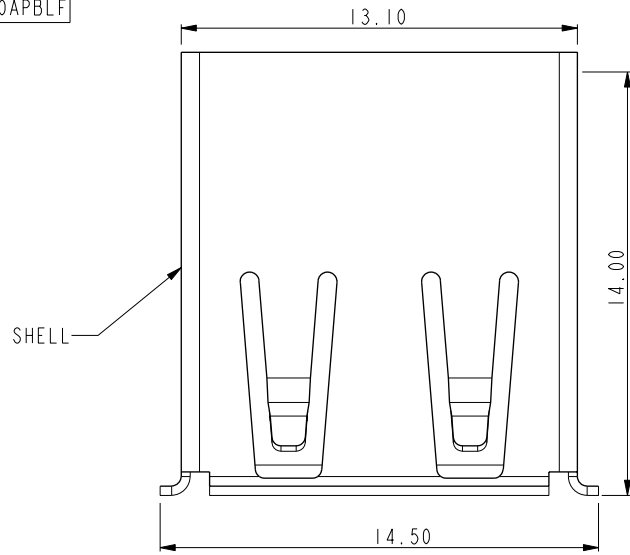
- FOR 87520-1010XXLF
- 1012XXLF
- 3010XXLF
- 3012XXLF
- 5012XXLF
- 6010XXLF
- 7010XXSLF
- 3S10XPLF
- 3S12XPLF

(CONTINUED)

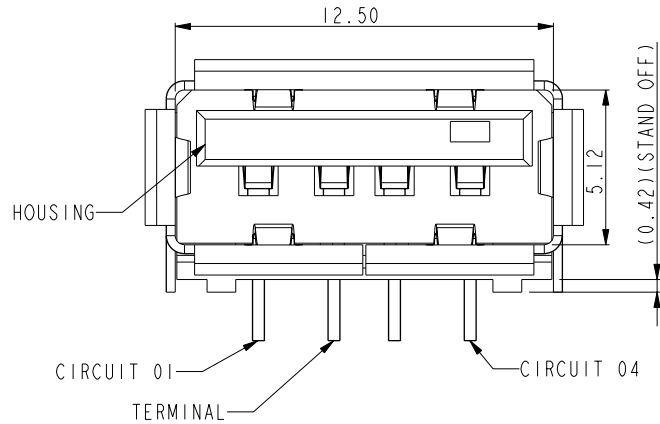
- 10. PACKING STANDARD GS-14-920
WILL BE APPLIED FOR LEAD FREE P/N'S;
- 11. FOR LEAD FREE P/N, THE PRODUCT MEET
EUROPEAN UNION DIRECTIVES AND
OTHER COUNTRY REGULATION AS DESCRIBED IN GS-22-008;
- 12. THE HOUSING WILL WITHSTAND EXPOSURE TO 260°C PEAK
TEMPERATURE FOR 40 SECONDS IN A CONVECTION, INFRARED
OR VAPOR PHASE REFLOW OVEN;
- 13. 87520-1010XXLF/-3010XXLF/-5010XXLF CAN WITHSTAND 2Amp's
CURRENT EITHER PARALLEL OR SERIALS
(TESTING PLUG WITH 20 AWG WIRE);
- 14. THE PRODUCT CAN BE USED FOR PIP PROCESS.

www.fciconnect.com		surface <input checked="" type="checkbox"/>	tolerance std	projection	MM
TOLERANCES UNLESS OTHERWISE SPECIFIED					
Dr	FUSSELMAN	3/1/96	ANGULAR	size A4	Scale 4.000
Eng	J. DAVID	3/1/96	LINEAR	0.X ±0.3	
Chr	J. DAVID	6/5/96	0° ±3°	0.XX ±0.2	
Appr	J. DAVID	6/5/96	Product family	0.XXX ±	ECN
FCI title USB RECEPTACLE				Spec ref	
USB				87520	
catalog no				CUSTOMER sheet 2 of 3	
				Rev. AH	

PART NUMBER
87520-3010APBLF



SHELL

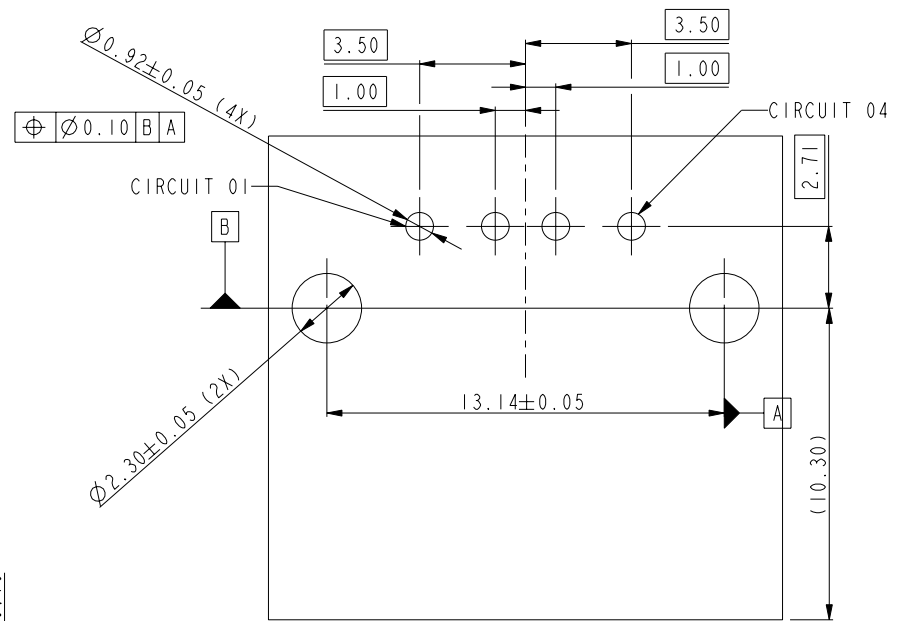
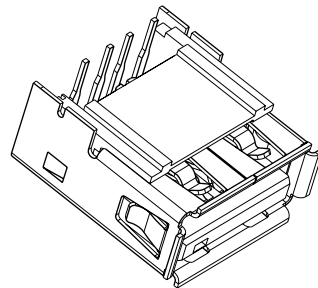
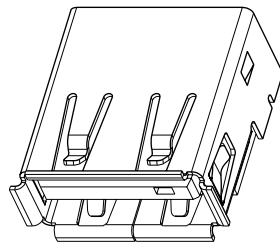


HOUSING

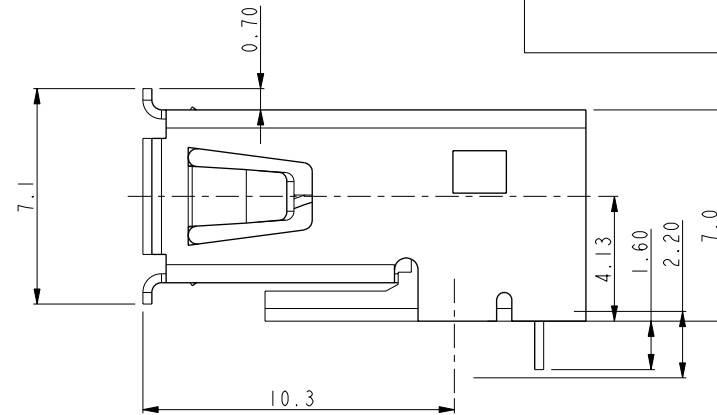
CIRCUIT 01

CIRCUIT 04

TERMINAL



RECOMMENDED PCB LAYOUT
COMPONENT SIDE



www.fciconnect.com			surface	<input checked="" type="checkbox"/>	tolerance std	projection	MM	
			TOLERANCES UNLESS OTHERWISE SPECIFIED					
Dr	FUSSELMAN	3/1/96	ANGULAR	LINEAR	0.X	±0.3	size A4	Scale 4.000
Eng	J. DAVID	3/1/96			0.XX	±0.2		
Chr	J. DAVID	6/5/96			0.XXX	±		
Appr	J. DAVID	6/5/96	Product family			Spec ref		
			title USB RECEPTACLE			dwg no 87520		Rev. AH
			catalog no			CUSTOMER		sheet 3 of 3



Copyright FCI.