PORTE-CLIPS *FEMALE CONNECTOR*	211 PC 02 2S 0 010	PBT NON CHARGE *PBT NO LOADED*	NOIR / *BLACK*		
CONTACT *FEMALE TERMINAL*	SICMA	Cu Mg 1 ou Cu Fe 2P	1.5 x 0.8	1	PRE-ETAME *PRE-TINNED*
DESIGNATION	REF FCI	MATIERE *RAW MATERIAL*	COULEUR / TYPE *COLOR /TYPE*	GAMME *RANGE*	REVETEMENT *PLATED*

DRAWING NUMBER *NUMERO DU PLAN*	211 FT 0439	REVISION *INDICE*	D04	SHEET *FEUILLE*	1/1	APPROVAL LEVEL *NIV. D'APPROBATION*
DRAWING *PLAN*	-					

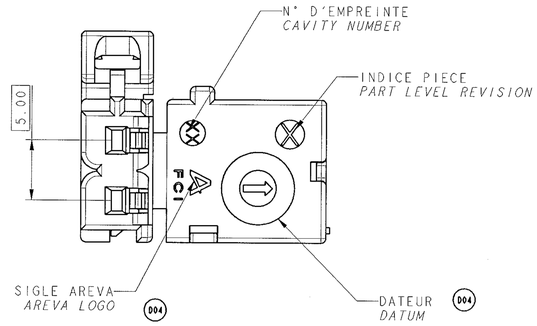

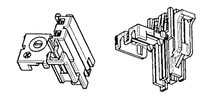

ECHELLE 1:1
SCALE 1:1

COUPE E-E

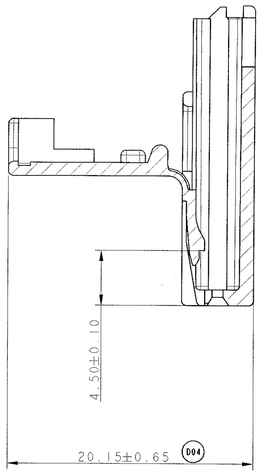

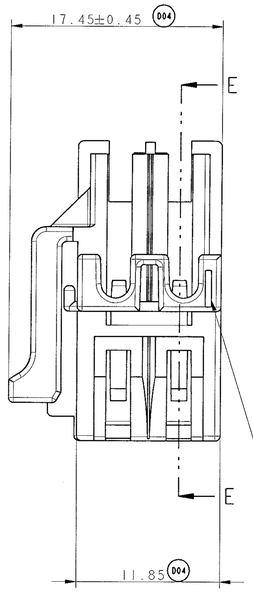

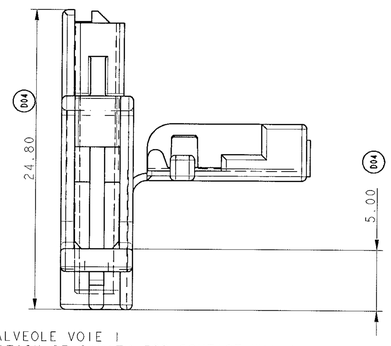

REPERE D'ALVEOLE VOIE 1
IDENTIFICATION OF CAVITY FOR CONTACT WAY 1

ZONE DE MARQUAGE MATIERE
MATERIAL IDENTIFICATION AREA

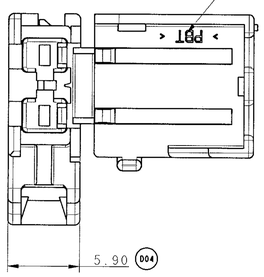

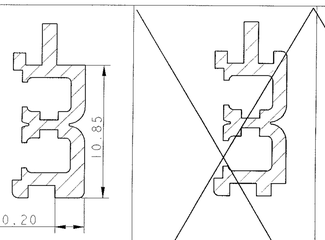

SECTION H-H

ECHELLE : 5/2
SCALE : 5/2

TOLERANCES : ±0.1

NOIR / *BLACK*	MARRON / *BROWN*	VERT / *GREEN*	BLEU / *BLUE*	CRYSTAL / *WHITE*	COULEUR *COLOR*	INDICE *REVISION* PLAN *DRAW.*	INDICE *REVISION* PIECE *PART*
211 PC 02 2S 0 010	211 PC 02 2S 1 010	211 PC 02 2S 5 010	211 PC 02 2S 6 010	211 PC 02 2S 9 010	REF FCI	D05	D

NOTA :
CODAGE NOIR REPRESENTE
REPRESENTED BLACK CODING

ARCHIVE LE09/04/2004

A 04 015	05/04/04	D04	-	-	F.FAURIE	ANONYME
			-	-		
			-	-		
			-	INCREASED FLAT LENGTH AND MOVED HINGE		
			-	LOCATION - MARKING CHANGED		
ECN-NO. *NUMERO ECN*	DATE DDJ MM / YY *DATE*	REVISION *INDICE*	POSITION *POSITION*	CHANGE DESCRIPTION *MODIFICATION*	DRAWN BY *DESSINE PAR*	CHECKED BY *VERIFIE PAR*	APPROVED BY *APPROUVE PAR*

PRODUCT SPEC. *SPECIF. PRODUIT*	PACKAGING SPEC. *SPECIF. EMBALLAGE*	APPLICATION SPEC. *SPECIF. APPLICATION*	-

THIS DRAWING AND ALL OTHER INFORMATION CONTAINED THEREIN IS PROPRIETARY AND THE PROPERTY OF FCI. This drawing may not be copied, reproduced or disclosed to any third party without the expressed written permission of FCI.
© FCI April 1999

CE PLAN ET LES INFORMATIONS CONTENUES DANS CE PLAN SONT PROPRIETAIRES ET LA PROPRIETE DE FCI. Ce plan ne peut être copié, reproduit ou transmis sans l'autorisation expresse et écrite de FCI.
© FCI Avril 1999

TOLERANCES *TOLERANCES*	±0.2 ±2°	MATERIAL : *MATIERE :*	SEE TABLE	SURFACE FINISH *ETAT DE SURFACE*	- -
CONTEXPART N° *CONTEXPARTIE N°*	--	COLOUR : *COULEUR :*	--		--
DO NOT SCALE DRAWING *NE PAS PRENDRE DE COTES*		TOOL NO. *OUTIL N°*		ECO Loc. Code *CODE B.E.*	FE

	DATE *DATE*	NAME *NOM*
DRAWN BY *DESS. PAR*	23/01/03	F.FAURIE
CHECKED BY *VERIF. PAR*		
APPROVED BY *APPR. PAR*		

TITLE
DESIGNATION
2 WAY FEMALE TERMINAL
--

ESR NO.
NUMERO ESR FRA-0479 CAT. NO.
NUMERO CAT. --

DRAWING NUMBER
REFERENCE PLAN
211 FT 0439

FILE NAME
NOM DE FICHIER 211FT0439

ISO PROJECTION
PROJECTION ISO
DIMENSION IN MILLIMETERS
DIMENSIONS EN MILLIMETRES

CAD SYSTEM pro / eng.
DWG SIZE
FORMAT A1
SHEET
FEUILLE 1 of / sur 1
SCALE
ECH. 4:1

EUR P10 16 F28