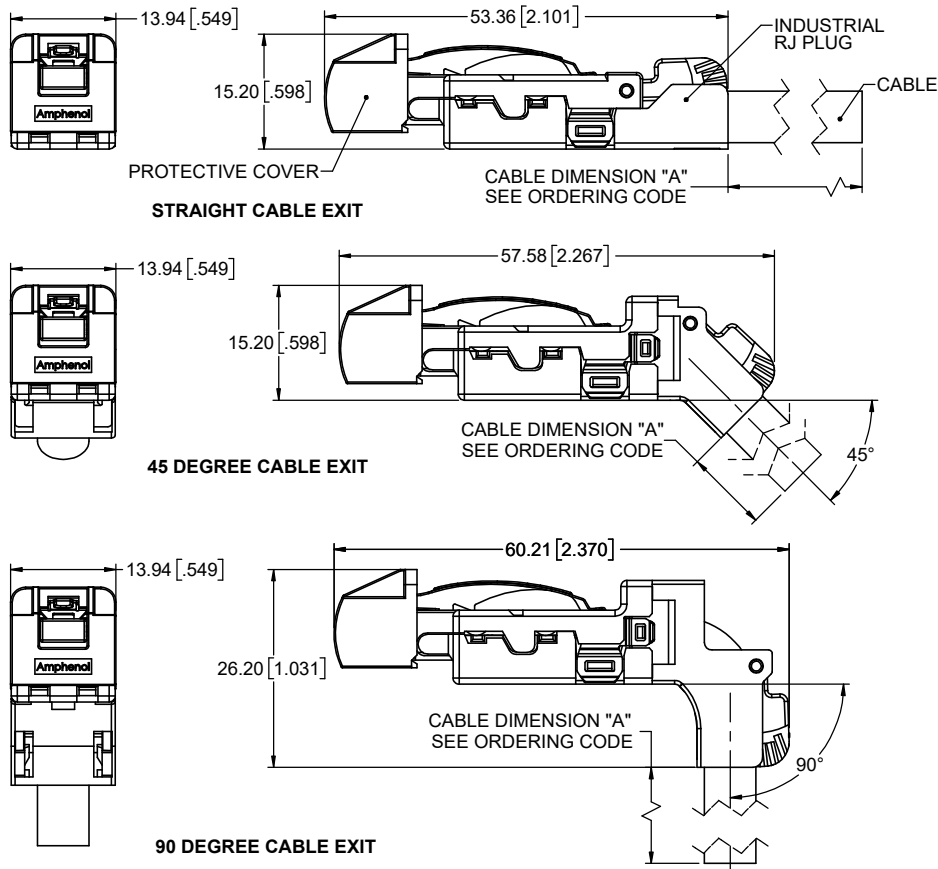


FIGURE 1: CABLE EXIT OPTIONS:



NOTES:

- MATERIAL: RoHS COMPLIANT PER EU DIRECTIVE 2011/65/EU AND AMENDMENTS.
 - INDUSTRIAL RJ PLUG:
 - RJ TERMINALS: COPPER ALLOY, PLATING: SELECTIVE GOLD PLATING ON MATING SURFACES SEE ORDERING CODE, FOR THICKNESS, MATTE TIN ON TAILS AND NICKEL UNDERPLATE
 - IDC TERMINALS: COPPER ALLOY, PLATING: MATTE TIN OVERALL AND NICKEL UNDERPLATE
 - SHIELDS: ZINC ALLOY, PLATING: NICKEL OVERALL AND COPPER UNDERPLATE
 - LATCH & SPRING: STAINLESS STEEL
 - HOUSING & WIRE COVER & CABLE OUTLET COVER & PROTECTIVE COVER: ENGINEERING THERMOPLASTIC, FLAMMABILITY RATING UL94V-0, COLOUR: BLACK
 - CABLE: COPPER CONDUCTOR 26AWG&24AWG, 7 STRANDS, PE INSULATION, METAL FOIL WRAPPED TWISTED PAIRS, OVERALL TIN PLATED BRAID, PVC JACKET DIA 6.3 TO 7.2MM(.244" TO .283")
- DESIGNED TO CONFORM TO REQUIREMENTS OF TIA-1096A & IEC 60603-7-1 & FCC Part 68, SUBPART F SPECIFICATION, THE INDUSTRIAL RJ PLUG KEY FEATURE SHOWN IS INTENDED TO USE WITH ETHERNET APPLICATIONS, EITHER 10/100 Mbit/S OR 1 TO 10 Gbit/S (CAT 5e, 6 & 6A).
- CURRENT RATING: 1.5 AMPERES, VOLTAGE RATING: 60V DC
- OPERATING TEMPERATURE: -40°C TO +80°C.
- DIELECTRIC WITHSTANDING VOLTAGE: 2,250V DC.
- INSULATION RESISTANCE: 500 MEGOHMS MINIMUM.
- MATING & UNMATION FORCE: 20N MAXIMUM.



THIS DOCUMENT CONTAINS PROPRIETARY INFORMATION AND SUCH INFORMATION MAY NOT BE DISCLOSED TO OTHERS FOR ANY PURPOSE OR USED FOR MANUFACTURING PURPOSES WITHOUT WRITTEN PERMISSION FROM AMPHENOL CANADA CORP.

CONNECTOR PIN ASSIGNMENT

RJ45 POSITION NUMBER	WIRE COLOUR (TIA/EIA 568-B)
1	WHITE/ORANGE
2	ORANGE
3	WHITE/GREEN
4	BLUE
5	WHITE/BLUE
6	GREEN
7	WHITE/BROWN
8	BROWN

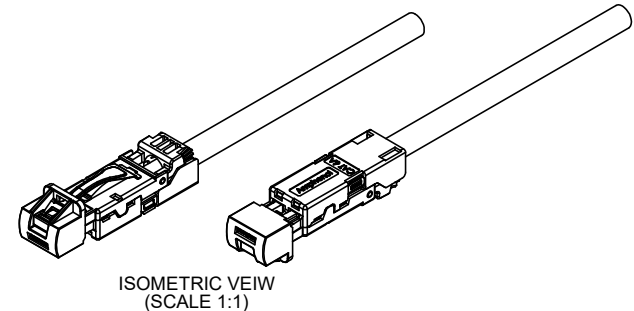
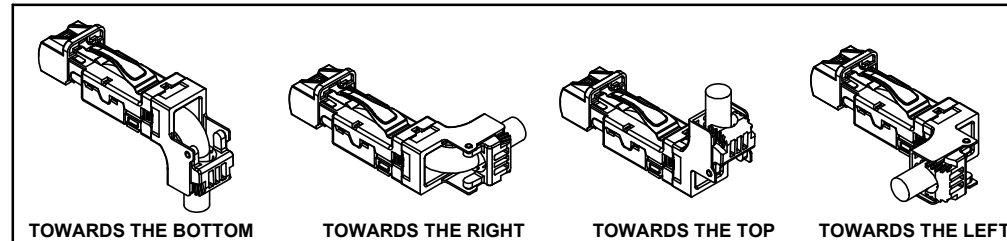


FIGURE 2: TOWARDS OPTIONS FOR 45 DEGREE & 90 DEGREE(90 DEGREE SHOWN, SCALE 1:1):



ORDERING CODE: DRP C 1 - X XX X - X X X X

- CABLE ASSEMBLY
- ONLY ONE INDUSTRIAL RJ PLUG
- CABLE TYPE:
 - 1 = 26#AWG, S-FTP
 - 2 = 24#AWG, S-FTP
- 0 = STANDARD, BLACK COLOUR HOUSING
- GOLD PLATING OPTIONS:
 - 1 = GOLD FLASH PLATING
 - 2 = 8μ" GOLD PLATING
 - 4 = 50μ" GOLD PLATING
- 0 = WITHOUT THE SECOND PLUG

CABLE LENGTHS (DIMENSION "A")

	LENGTH IN CM
A0 TO A9	1 METER + 0 TO 9 DECIMETERS
B0 TO B9	2 METER + 0 TO 9 DECIMETERS
C0 TO C9	3 METER + 0 TO 9 DECIMETERS
D0 TO D9	4 METER + 0 TO 9 DECIMETERS
E0 TO E9	5 METER + 0 TO 9 DECIMETERS
F0 TO F9	6 METER + 0 TO 9 DECIMETERS
G0 TO G9	7 METER + 0 TO 9 DECIMETERS
H0 TO H9	8 METER + 0 TO 9 DECIMETERS
J0 TO J9	9 METER + 0 TO 9 DECIMETERS
K0 TO K9	10 METER + 0 TO 9 METERS
L0 TO L9	20 METER + 0 TO 9 METERS
M0 TO M9	30 METER + 0 TO 9 DECAMETERS

CABLE LENGTH ORDERING CODE EXAMPLES:
75CM=F5, 6.3M=F3, 25M=L5, 80M=M5

0 = STANDARD[7 STRANDS], GRAY COLOUR

THE INDUSTRIAL RJ PLUG CABLE EXIT DIRECTION OPTIONS:
1 = 45 DEGREE TOWARDS THE BOTTOM
2 = 45 DEGREE TOWARDS THE RIGHT
3 = 45 DEGREE TOWARDS THE TOP
4 = 45 DEGREE TOWARDS THE LEFT
5 = 90 DEGREE TOWARDS THE BOTTOM
6 = 90 DEGREE TOWARDS THE RIGHT
7 = 90 DEGREE TOWARDS THE TOP
8 = 90 DEGREE TOWARDS THE LEFT
9 = STRAIGHT

NOTE:
THE CABLE EXIT OPTIONS REFER TO FIGURE 1, THE TOWARDS OPTIONS REFER TO FIGURE 2.

UNLESS SPECIFIED OTHERWISE	DRAWN	RONNIE.C	AUG23/22
PRIMARY UNITS MILLIMETRES	CHECKED	KELVIN.T	AUG23/22
SECONDARY INCHES	M.E. APP'D		
REFERENCE IN PARENTHESES	O.A. APP'D		
GENERAL TOLERANCES	DWG APPR.		
1 DECIMAL PLACE	ENG. REL. NO.		
2 DECIMAL PLACES	REF.		
3 DECIMAL PLACES	THIRD ANGLE PROJECTION		
ANGULAR DEGREES			

Amphenol Canada Corp.
Commercial Products

**INDUSTRIAL PLUG CABLE ASSEMBLY,
ONLY ONE INDUSTRIAL RJ PLUG
-RoHS COMPLIANT**

DWG. NO.	REV
P-DRPC1-XXXX-XXXX	A
CODE ID NO. 03554	DWG SIZE: X
SCALE: 2:1	SHEET 1 OF 1