This document is the property of Amphenol Corporation and is delivered on the express condition that it is not to be disclosed, reproduced or used, in whole or in part, for manufacture or sale by anyone other than Amphenol Corporation without its prior concert, & that no right is granted to disclose or to use any information in this document.

CUSTOMER DRAWING

REVISIONS

SYM	ECN	DESCRIPTION	DATE	APPROVED
1	HK10288	FIRST RELEASE	04/12'22	DAM

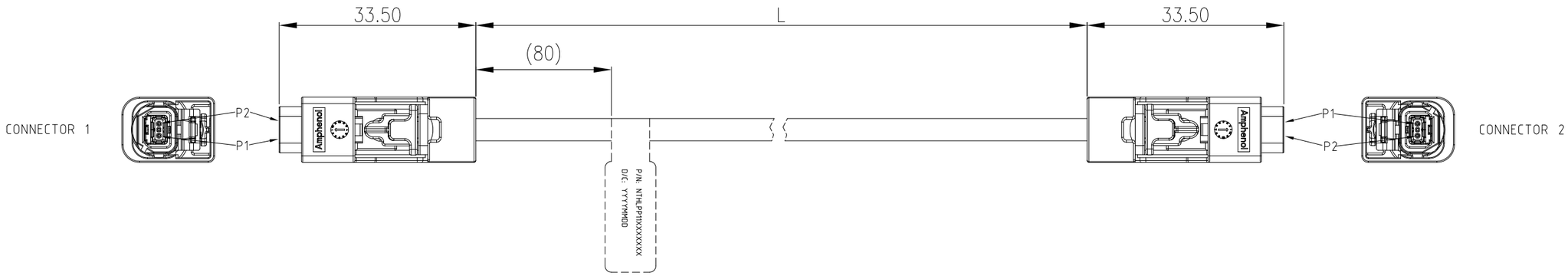

LABEL

ORDER P/N SYSTEM: NTH X PP 11 X X X XXX X

- NETBRIDGE+ — NTH
- C: CABLE ASSEMBLY WITHOUT LABEL; L: CABLE ASSEMBLY WITH LABEL — X
- PP: PLUG TO PLUG — PP
- PORT OPTION — 11
  - 11: 1X1 PORT
- CONNECTOR CODE OPTION — X X
  - A: CODE A-A
  - B: CODE B-B
  - C: CODE C-C
  - D: CODE D-D
  - Z: CODE Z-Z
- CABLE LENGTH(ADDITIONAL CODE) — X
  - 1: CABLE LENGTH MUST BE A MULTIPLE OF 100.
  - A: 1~10MM, B: 11~20MM, C: 21~30MM, D: 31~40MM, E: 41~50MM, F: 51~60MM, G: 61~70MM, H: 71~80MM, J: 81~90MM, K: 91~99MM
  - (IF CABLE LENGTH IS NOT A MULTIPLE OF 100, THE LAST TWO DIGITS LENGTH USE A~K CODE.)
- RAW CABLE OPTION: — X
  - 0: STP
  - U: UTP
- CABLE LENGTH(MAIN CODE): — XXX
  - 001: L=100MM
  - 010: L=1000MM
  - 100: L=10000MM
  - 150: L=15000MM
- W: UNSEALED; S: SEALED — X

TABLE 1: WIRE DIAGRAM

	PIN#	WIRE COLOR	PIN#	
CONNECTOR 1: NTHCF011X10X NETBRIDGE+ 1X1 FEMALE	1	WHITE	1	CONNECTOR 2: NTHCF011X10X NETBRIDGE+ 1X1 FEMALE
	2	GREEN	2	

NOTES:

1. GENERAL SPECIFICATION:
   - 1.1 CURRENT RATING: 3A MAX. PER PIN.
   - 1.2 CONTACT RESISTANCE: 20mΩ MAX.
   - 1.3 INSULATOR RESISTANCE: 100MΩ MIN.AT Vdc=500V.T=60S.
   - 1.4 DIELECTRIC WITHSTANDING VOLTAGE: 500 VAC.
   - 1.5 OPERATION TEMPERATURE: -40°C~+105°C.
2. DIMENSIONING SHALL BE INTERPRETED PER ASME Y14.5M 1994.
3. COMPLIANCE WITH OPEN ALLIANCE TC9, IEEE1000MBASE-T1.

TABLE 3: TOLERANCE OF L

RANGE OF DIMENSION L	TOLERANCE
≤200	±20
>200,≤500	±25
>500,≤1000	±30
>1000,≤2000	±35
>2000,≤5000	±40
>5000	±50

TABLE 2 (CODE OPTION):

CODE A BLACK	CODE B WHITE	CODE C GREEN	CODE D BROWN	CODE Z BLUE
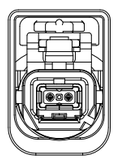	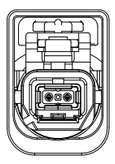	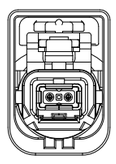	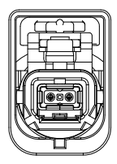	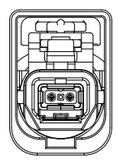

Amphenol Shenzhen RoHS Compliant 2011/65/EU

HF	
Non-HF	√

UNLESS OTHERWISE SPECIFIED TOLERANCES

		U.S.	METRIC
.X	+/-		0.50
.XX	+/-		0.30
.XXX	+/-		0.20
FRACTIONS	+/-		
ANGLES	+/-		3°

FOR MATERIALS AND FINISHES SEE NOTES

REMOVE SHARP EDGES

DIMENSIONS: U.S. (METRIC) / INCHES (MM)

APPROVAL		DATE
DRAWN	COOL	04/12'22
CHECKED	DAM	04/12'22
CHECKED		

DRAWING FILE :

ANGLE OF PROJECTION

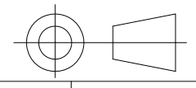

Amphenol

Amphenol East Asia Limited

TITLE

NETBRIDGE+ CABLE ASSEMBLY

1X1 PLUG FEMALE TO 1X1 PLUG FEMALE

SIZE	DRAWING NO.	REV.
A3	NTHXPP11XXXXXXX	1
SCALE	NONE	SHEET 1 OF 1