© – TE Connectivity. All Rights Reserved.

REVISIONS					
P	LTR	DESCRIPTION	DATE	DWN	APVD
	A	GTP(ECN–23–229094)	01SEP2023	ED	WH

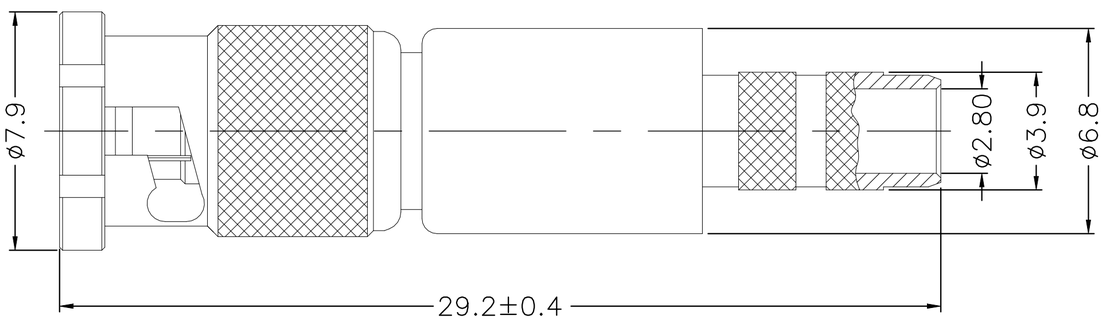

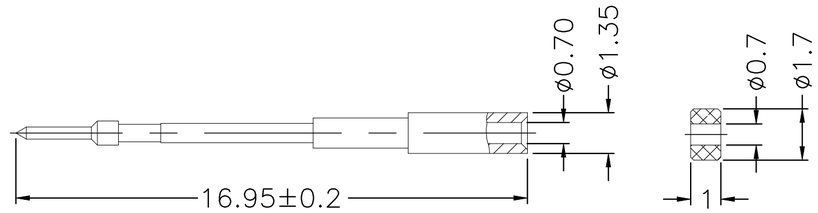

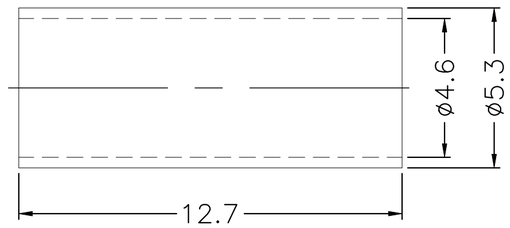

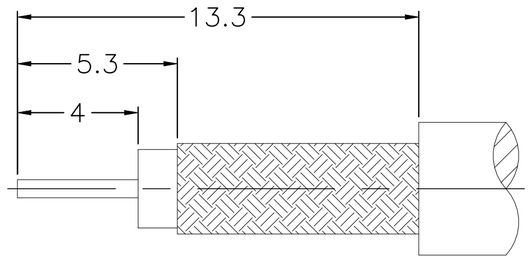

RECOMMENDED
CABLE STRIPPING DIM'S

NOTES:

1 PACK IN ACCORDANCE WITH TE SPEC 107–3275;

2 ALL DIMENSIONS ARE NOMINAL FOR REFERENCE ONLY UNLESS OTHERWISE STATED;

3 ELECTRICAL CHARACTERISTICS :
FREQUENCY RANGE : DC–12GHz
NOMINAL IMPEDANCE : 75 OHMS
INSULATION RESISTANCE : 1000 MOHMS
WORKING VOLTAGE : 335 VRMS MAX
DIELECTRIC WITHSTANDING VOLTAGE : 1000 VOLTS MAX
Return Loss : 13dB MIN (DC–12GHz)
CONTACT RESISTANCE :
CENTER CONTACT : 5 mOHMS MAX
OUTER CONTACT : 2.5 mOHMS MAX;

4 MECHANICAL CHARACTERISTICS :
DURABILITY : 500 CYCLES
CABLE RETENTION FORCE : 20 LBS MIN;

5 TEMPERATURE RANGE: –55°–+125°;

6 RoHS: COMPLIANT;

7 CRIMPED CONTACT PIN, SQ. CRIMP SIZE IS .042";
CRIMPED FERRULE, HEX CRIMP SIZE IS .18";

8 NICKEL PLATING 100u" MIN OVER COPPER PLATING;

9 GOLD PLATING 3u" MIN OVER NICKEL PLATING OVER COPPER PLATING;

10 GOLD PLATING 10u" MIN OVER NICKEL PLATING OVER COPPER PLATING.

2446052–2	2446052–1	MATERIAL	DESCRIPTION	ITEM
1 8	1 8	COPPER	FERRULE	11
1	1	PTFE,NATURAL	INSULATOR	10
1 10	1 9	PHOSPHOR BRONZE	CONTACT PIN	9
1 8	1 8	BRASS	SHELL	8
1 8	1 8	BRASS	WASHER	7
1	1	SWP 80,NATURAL	SPRING	6
1 8	1 8	BRASS	RETAINER RING	5
1	1	SILICONE,BLACK	GASKET	4
1 8	1 8	BRASS	BARREL	3
1	1	PTFE,NATURAL	INSULATOR	2
1 8	1 8	BERYLLIUM COPPER	BODY	1

QUANTITY PER ASSY — PARTS LIST

THIS DRAWING IS A CONTROLLED DOCUMENT.

DIMENSIONS: mm

TOLERANCES UNLESS OTHERWISE SPECIFIED:
0 PLC ± 0.3
1 PLC ± 0.2
2 PLC ± 0.1
3 PLC ± –
4 PLC ± –
ANGLES ± 5°

MATERIAL –
FINISH –

DWN ED 24APR2023
CHK RZ 24APR2023
APVD WH 24APR2023
PRODUCT SPEC —
APPLICATION SPEC —
WEIGHT 0
CUSTOMER DRAWING

TE Connectivity

NAME
HIGH DENSITY BNC CRIMP PLUG,75OHM,
MATCH WITH BELDEN 1855A, 4855R,DC–12GHZ
–

SIZE	CAGE CODE	DRAWING NO	RESTRICTED TO
A2	00779	C–2446052	—

SCALE 1 SHEET 1 OF 1 REV A

2446052