

5

4

3

2

1

NOTES:

1. MATERIALS AND FINISHES:
GEN 3.5 FAKRA STR JACK - 3FA1ENZSJ-C30ES
CABLE - TFC 320 LL

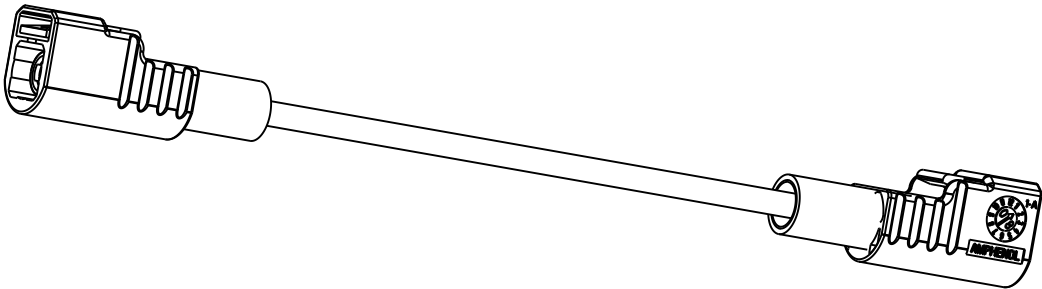
2. ELECTRICAL:
A. IMPEDANCE: 50 OHM
B. FREQUENCY RANGE: DC - 3 GHz
C. DIELECTRIC WITHSTANDING VOLTAGE: 800 VRMS. MIN.

3. MECHANICAL:
A. TEMPERATURE RANGE: -40°C TO +85°C

4. PACKAGING:
A. SINGLE PACK. PACKAGE CABLE ASSEMBLY PER ROUTING INSTRUCTIONS.
B. MARK PACKAGING OR TAG "AMPHENOL RF 95-820-244-XXX YYWW"

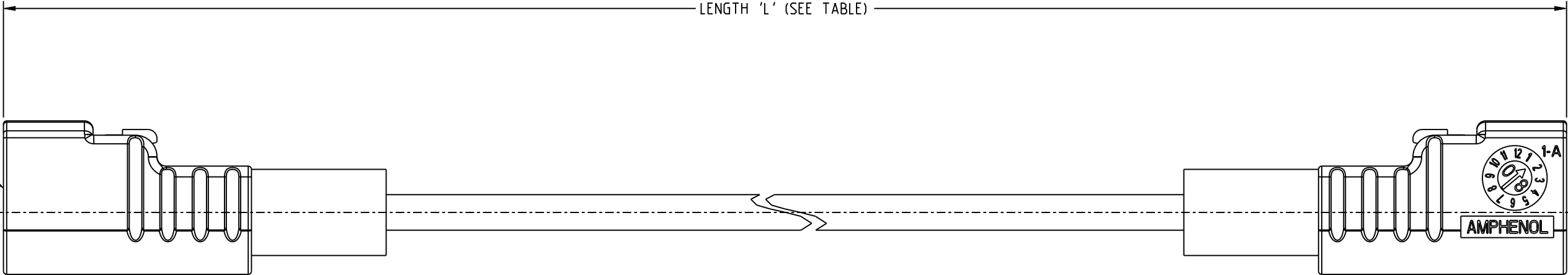
SEE TABLE

REVDESCRIPTIONDATEECNBY
ARELEASE TO MFG.15-JUL-2417108SH
BUPDATED NOTE 1 TYPO05-SEP-2417157SH
CUPDATED TITLE TO INCLUDE IP6707-OCT-2417188LP



INTERFACE PER
DIN 72594-1
FAKRA JACK
KEY CODING: Z
TYP(2)

LENGTH 'L' (SEE TABLE)



LENGTH TABLE		
PART NUMBER (IMPERIAL)	PART NUMBER (METRIC)	LENGTH AND TOLERANCE 'L' IN METERS [INCHES]
95-820-244-006	-	0.1524±0.00635 [6.00±0.25]
95-820-244-012	-	0.3048±0.00635 [12.00±0.25]
95-820-244-018	-	0.4572±0.00635 [18.00±0.25]
95-820-244-024	-	0.6096±0.013 [24.00±0.50]
95-820-244-036	-	0.9144±0.013 [36.00±0.50]
-	95-820-244M100	1.000±0.013 [39.37±0.50]
-	95-820-244M200	2.000±0.050 [78.74±1.97]
-	95-820-244M300	3.000±0.075 [118.11±2.95]

CUSTOMER OUTLINE DRAWING

ALL OTHER SHEETS ARE FOR INTERNAL USE ONLY

NOTICE: These drawings, specifications, or other data (1) are, and remain the property of Amphenol corp. (2) must be returned upon request; and (3) are confidential and not to be disclosed to any person other than those to whom they are given by Amphenol Corp. The furnishing of these drawings, specifications, or other data by Amphenol Corp., or to any other person to anyone for any purpose is not to be regarded by implication or otherwise in any manner licensing, granting rights to permitting such holder or any other person to manufacture, use or sell any product, process or design, patented or otherwise, that may in any way be related to or disclosed by said drawings, specifications, or other data.

UNLESS OTHERWISE SPECIFIED
DIMENSIONS ARE METRIC [INCHES] AND TOLERANCES ARE:
<0.5mm = ±0.05mm [±0.020 = ±0.002]
0.5 - 6mm = ±0.1mm [±0.020 - 0.236 = ±0.004]
>6.00 - 30mm = ±0.2mm [±0.236 - 1.181 = ±0.008]
>30.00 - 120mm = ±0.3mm [±1.181 - 4.725 = ±0.012]

ANGLES = ±1°

MATERIAL
SEE NOTES

ENGR.1
K. LUK

ENGR.2
M.ZHANG

DATE
05-SEP-24

TITLE
FAKRA STR JACK IP67 TO
FAKRA STR JACK IP67 ON
TFC 302 LL CABLE

SHEET NO. 2 OF 2

SCALE: 2.3:1.0


SIZE
B

DRAWING NO. 95-820-244-XXX

ITEM NO. 95-820-244-XXX

PART NO. 95-820-244-XXX

REV
C

THIRD ANGLE PROJ. 

REFERENCE

EAR#
12361

5

4

3

2

1