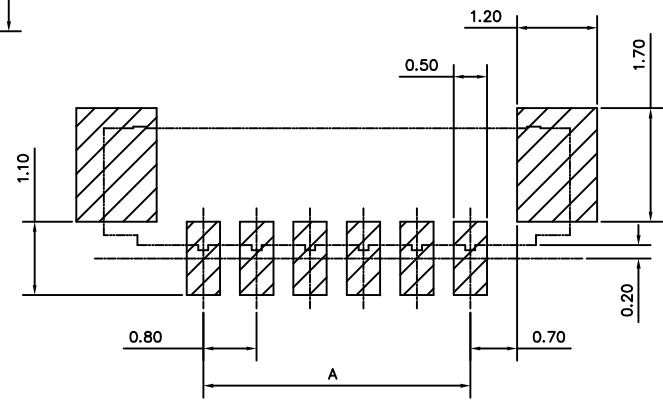
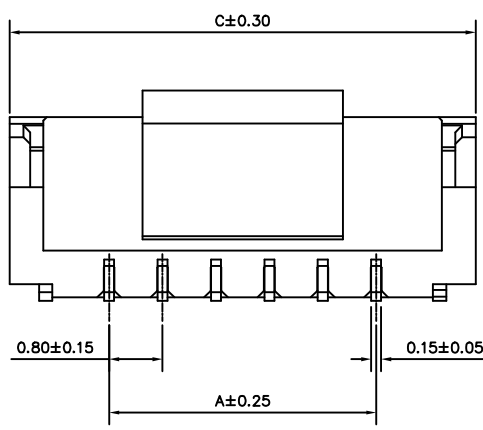
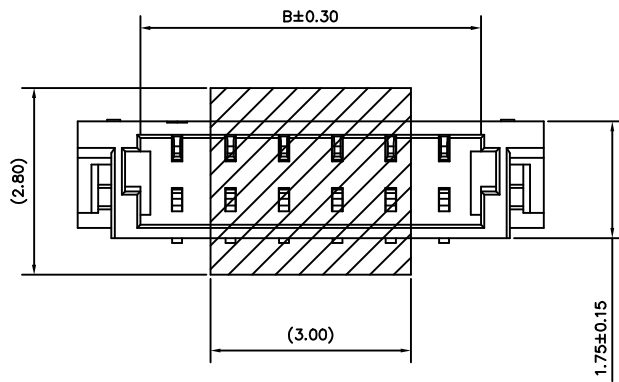
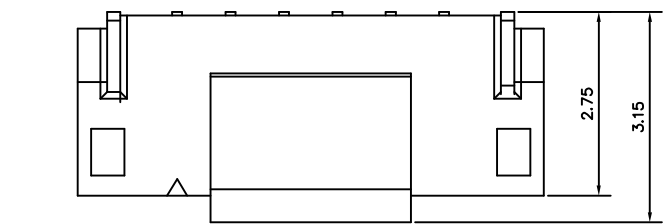
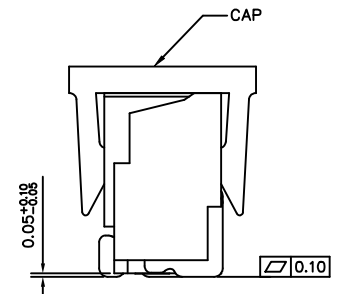


Amphenol FCI
© 2016 AFCE



Recommended P.C.B Layout
General Tolerance±0.05



NOTE:

- 1.MATERIAL
1-1 HOUSING: LCP HALOGEN FREE UL94V-0, GLOW WIRE COMPATIBLE
1-2 CONTACT: COPPER ALLOY
1-3 SOLDER: PIN: COPPER ALLOY
2.FINISH: REFER TO ORDERING CODE
3.MATE WITH RECEPTACLE: AFCE 10159026
4.PRODUCT SPEC:
PRODUCT SPECIFICATION GS-12-1546
5.RoHS STANDARD SPECIFICATION ACCORDING TO FCI GS-22-008
6.PARTS MEET REFLOW APPLICATION PEAK TEM. 260°C, 10 SECONDS MAX.
7.ORDERING CODE: 10156841-XX X X X LF
- NO. OF PINS
02~20 PIN
- PACKAGE
1: TAPE & REEL
- INSULATION COLOR
0: NATURAL
1: BLACK
- FINISH
1: TIN PLATED OVER NICKEL
2: ALL G/F OVER NICKEL

Poles	Dimensions (mm)			Poles	Dimensions (mm)		
	A	B	C		A	B	C
02	0.80	1.90	3.78	12	8.80	9.90	11.78
03	1.60	2.70	4.58	13	9.60	10.70	12.58
04	2.40	3.50	5.38	14	10.40	11.50	13.38
05	3.20	4.30	6.18	15	11.20	12.30	14.18
06	4.00	5.10	6.98	16	12.00	13.10	14.98
07	4.80	5.90	7.78	17	12.80	13.90	15.78
08	5.60	6.70	8.58	18	13.60	14.70	16.58
09	6.40	7.50	9.38	19	14.40	15.50	17.38
10	7.20	8.30	10.18	20	15.20	16.30	18.18
11	8.00	9.10	10.98				

mat'l. code				surface	tolerance	projection	product family			
				ISO 1302	ISO 406	ISO 1101	FITMATE			
ltr	ecn no	dr	date	tolerances unless otherwise specified			title			
A	New Release	YS	2022-07-12	angles	.X±.3	mm	0.8mm Pitch Vertical Header SMT			
B	ELX-N-53433	YS	2024-11-06	linear	.XX±.20	scale 2:1				
				0'±x'	.XXX±.10					
				dr	Jason Wang	2020-02-19	dwg no			
				eng	Jason Wang	2020-12-16	sheet 5 of 5			
				chr	-	-	10156841			
				appd	-	-	type Product Customer Drawing			
sheet index	revision	B								
	sheet	1								