

REVISIONS			
REV	DESCRIPTION, ECN, EAR NO.	DATE	APP'D
A	INITIAL RELEASE	DEC25/24	K.T

NOTES:

ELECTRICAL:

1. VOLTAGE RATING: 125 VAC.
2. CURRENT RATING: 1.25 AMPS PER CONTACT.
3. INSULATING RESISTANCE : 500 MEGAOHMS MINIMUM.
4. DIELECTRIC STRENGTH : 1000 VAC 60Hz, 1MIN.

MECHANICAL:

1. SHIELD: STAINLESS STEEL WITH TIN FINISHED TAILS
2. HOUSING: HIGH TEMP THERMOPLASTIC. UL 94V-0.
3. CONTACT: PHOSPHOR BRONZE.
SELECTIVE GOLD PLATING FOR MATING SURFACE,
50u" MIN. NICKEL UNDERPLATE
100u" MATTE TIN PLATING ON CONTACT SOLDER TAIL.

ENVIRONMENTAL:

1. OPERATING TEMPERATURE: -40 °C TO +85°C
2. MATES WITH MODULAR PLUG CONFORMING TO TIA 1096 STANDARD.
3. RECOMMENDED SOLDER PROCESS:
REFLOW SOLDER, PEAK TEMPERATURE 260°C FOR 10 SECONDS MAX.

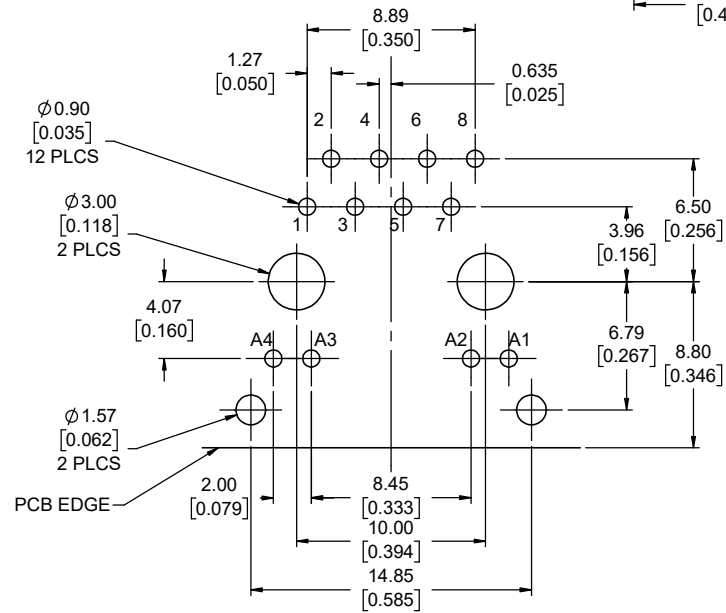
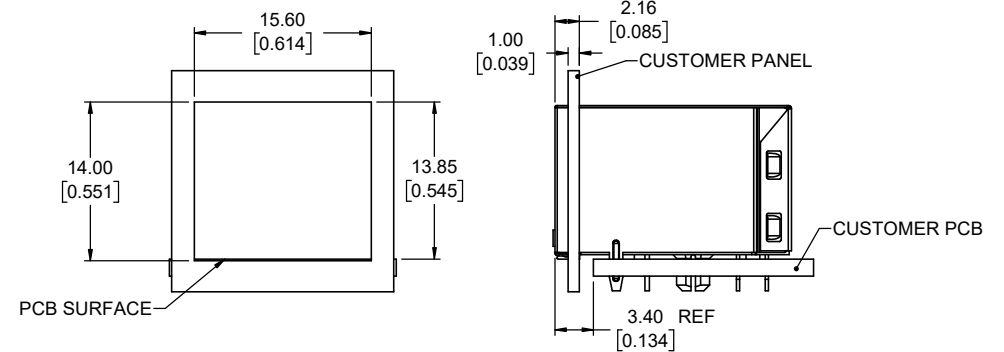
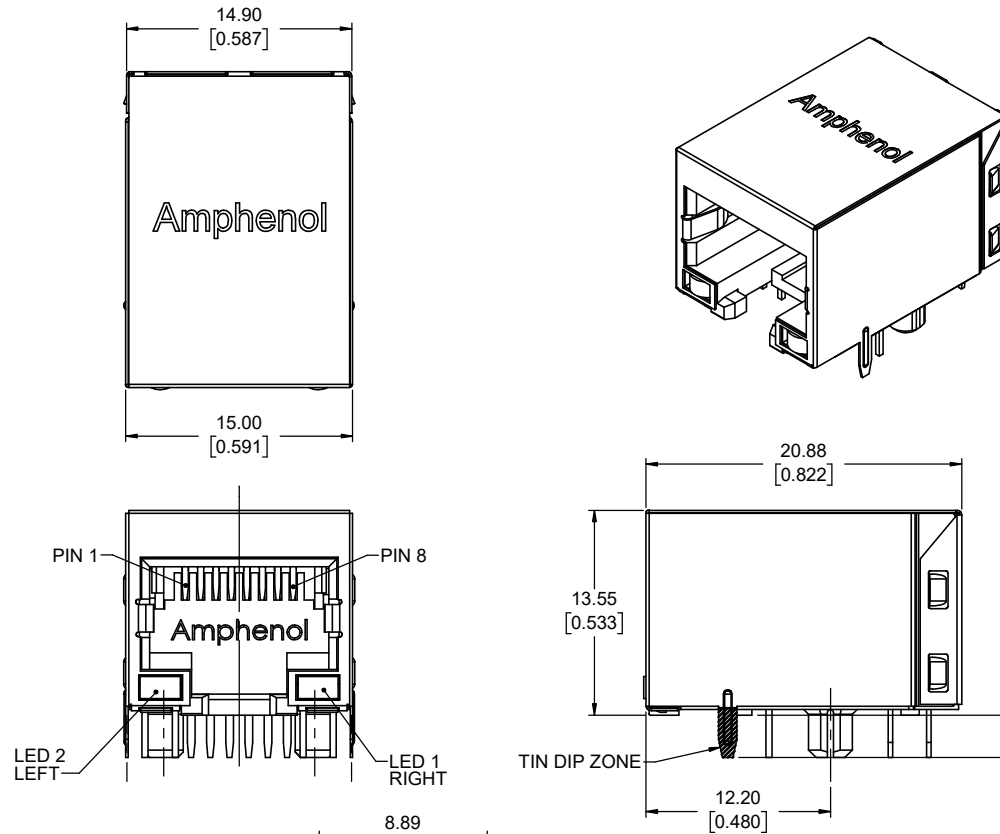
RJ CONNECTOR CONFORMS TIA-1096 STANDARD

AMPHENOL PART NUMBER: RJE1D-188-X 6 X X 1

CATEGORY OPTIONS:
2= CAT5e
3= CAT6

LED OPTIONS
SEE SHEET 2 FOR DETAILS

GOLD PLATING OPTIONS:
1=6u" GOLD PLATING
2=15u" MIN GOLD PLATING
3=30u" MIN GOLD PLATING
4=50u" MIN GOLD PLATING

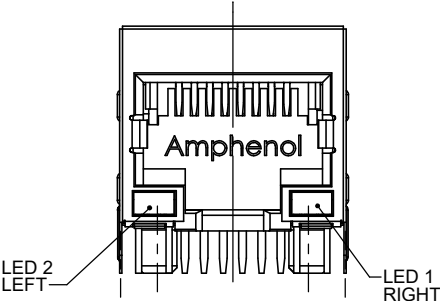


**RECOMMENDED PCB LAYOUT
VIEW FROM COMPONENT SIDE
TOLERANCE: ±0.05[0.002]**

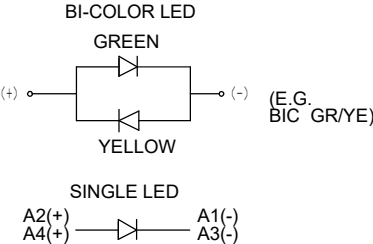
UNLESS SPECIFIED OTHERWISE		DRAWN	J.CHEN	DEC24/24
PRIMARY UNITS MILLIMETERS		CHECKED	K.TANG	DEC25/24
SECONDARY INCHES		M.E. APP'D		
REFERENCE IN PARENTHESES		Q.A. APP'D		
GENERAL TOLERANCES		DWG APPR.		
1 DECIMAL PLACE		ENG. REL. NO.	EAR 16036	
2 DECIMAL PLACES ±0.25		REF.		
3 DECIMAL PLACES		THIRD ANGLE PROJECTION		
ANGULAR DEGREES ±2°				

Amphenol Canada Corp. Commercial Products			
MODULAR JACK, 1X1, 8P8C, SHIELDED WITHOUT TABS, TAB DOWN, W/ LED, RoHS COMPLIANT			
DWG. NO.		REV	
P-RJE1D-188-X6XX1		A	
CODE ID NO. 03554	DWG SIZE: X	SCALE: 4:1	SHEET 1 OF 2

REVISIONS			
REV	DESCRIPTION, ECN, EAR NO.	DATE	APP'D
A	INITIAL RELEASE	DEC25/24	K.T



LED SCHEMATIC



CODE	LED 2 (LEFT)	LED 1 (RIGHT)	CODE	LED 2 (LEFT)	LED 1 (RIGHT)	CODE	LED 2 (LEFT)	LED 1 (RIGHT)
0	BLOCKED	BLOCKED	9	GREEN	BLOCKED	J	BiC RD/GR	YELLOW
1	YELLOW	GREEN	A	BiC GR/YE	BiC GR/YE	K	YELLOW	BiC GR/OR
2	BLOCKED	GREEN	B	BiC RD/GR	BiC RD/GR	L	BiC GR/YE	RED
3	YELLOW	BLOCKED	C	BiC RD/GR	BiC GR/YE	M	RED	YELLOW
4	GREEN	YELLOW	D	GREEN	BiC GR/YE	N	BiC GR/RD	BiC GR/YE
5	GREEN	GREEN	E	YELLOW	BiC GR/YE	P	GREEN	BiC GR/RD
6	YELLOW	YELLOW	F	BiC GR/YE	YELLOW	R	BiC GR/OR	GREEN
7	RED	GREEN	G	BiC GR/OR	BiC GR/OR	T	RED	RED
8	GREEN	RED	H	BiC GR/YE	GREEN	V	BiC RD/GR	GREEN

EXAMPLE OF ADDITIONAL LED OPTIONS:

RJE1D-188-264W1-0X

ADDITIONAL LED COLOR CODE

ONLY USED FOR "W" OPTIONS USED IN FIRST LED CODE

DENOTES ADDITIONAL OPTIONS TO BE USED

CODE	LED 2 (LEFT)	LED 1 (RIGHT)	CODE	LED 2 (LEFT)	LED 1 (RIGHT)	CODE	LED 2 (LEFT)	LED 1 (RIGHT)
0	DO NOT USE		5	BLOCKED	YELLOW	A	LOWC YE	LOWC YE
1	RED	BLOCKED	6	RED	BiC RD/GR	B	LOWC YE	LOWC GR
2	BiC GR/OR	YELLOW	7	BLOCKED	BiC RD/GR	C	LOWC GR	LOWC YE
3	YELLOW	RED	8	BiC RD/GR	BLOCKED	D	LOWC GR	LOWC GR
4	BLOCKED	RED	9	BiC GR/YE	BLOCKED	M	LOWC RD	LOWC YE
						E	GREEN	ORANGE
						F	ORANGE	GREEN
						G	BiC OR/GR	BiC OR/GR
						H	BiC GR/OR	ORANGE

LED SPECIFICATIONS:
FORWARD VOLTAGE: 1.6 VOLTS TYP.
REVERSE VOLTAGE: 5.0 VOLTS MAX.
LUMINOUS INTENSITY: 0.4 mCd MIN.
(AT IF=2mA)
STORAGE TEMPERATURE: -40° TO 85° C
PLATING ON TAILS: TIN OR TIN/COPPER ALLOY OVER SILVER

LEGEND
BiC=BI-COLOR LED
LOWC=LOW CURRENT LED
YE=YELLOW
GR=GREEN
RE=RED
OR=ORANGE

PRIMARY COLOR FOR BI-COLOR LEDS IN STANDARD ANODE/CATHODE CONFIGURATION IS:
RED-GREEN= RED
RED-YELLOW= RED
GREEN-YELLOW= GREEN
GREEN-ORANGE= GREEN

NOTE:
THE TWO DIGITS PRECEDING THE ADDITIONAL LED CODE MUST BE USED IN THE PART NUMBER, WHEN ORDERING ANY OF THE ADDITIONAL LED OPTIONS.

TRAY INFORMATION		
CONNECTORS PER TRAY	TRAYS PER CARTON	TOTAL CONNECTORS PER CARTON
50PCS	22PCS	1100PCS



THIS DOCUMENT CONTAINS PROPRIETARY INFORMATION AND SUCH INFORMATION MAY NOT BE DISCLOSED TO OTHERS FOR ANY PURPOSE OR USED FOR MANUFACTURING PURPOSES WITHOUT WRITTEN PERMISSION FROM AMPHENOL CANADA CORP.

UNLESS SPECIFIED OTHERWISE		DRAWN J.CHEN	DEC24/24	Amphenol Canada Corp. Commercial Products	
PRIMARY UNITS	MILLIMETERS	CHECKED K.TANG	DEC25/24		
SECONDARY	INCHES	M.E. APP'D			
REFERENCE IN PARENTHESES		O.A. APP'D			
GENERAL TOLERANCES		DWG APPR.		MODULAR JACK, 1X1, 8P8C, SHIELDED WITHOUT TABS, TAB DOWN, W/ LED, RoHS COMPLIANT	
1 DECIMAL PLACE		ENG. REL. NO.	EAR 16036		
2 DECIMAL PLACES	±0.25	REF.			
3 DECIMAL PLACES		THIRD ANGLE PROJECTION			
ANGULAR DEGREES	±2°			DWG. NO.	REV
				P-RJE1D-188-X6XX1	A
		DO NOT SCALE DRAWING		CODE ID NO. 03554	DWG SIZE: X
				SCALE: 4:1	SHEET 2 OF 2