

FAN SIZE	FAN HOLE SPACING
120	105



© 2013 Essentra Components. All rights reserved.
Registered in England, Company No. 547495.
Registered Office: Essentra plc
Langford Locks, Kidlington, Oxford, OX5 1HX

Condition of Sale can be found on our website: essentra.com.

Essentra Components does not warrant that the files will be error free and may create new versions ("Upgrades") at any time, which may correct such errors. Essentra Components has no obligation to notify you of such upgrades. Any upgraded file will be published to the website, when it becomes available.

You are not permitted to load any of the files on to a network server for the purposes of distribution to one or more other computer(s) on that network or to effect such distribution. Essentra Components shall not be liable for any loss or damage whatsoever or however caused, arising directly or indirectly from the use of the files.

UNCONTROLLED COPY

STATUS **APPROVED DRAWING**

UNLESS OTHERWISE STATED

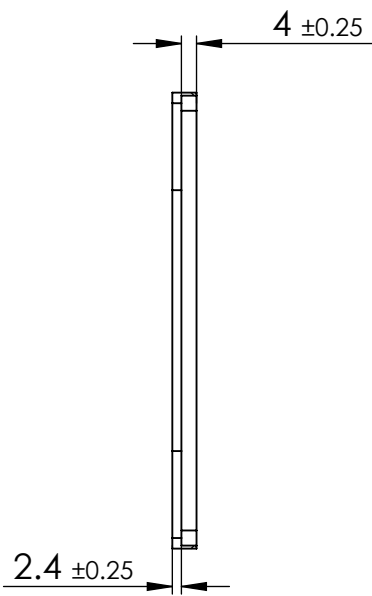
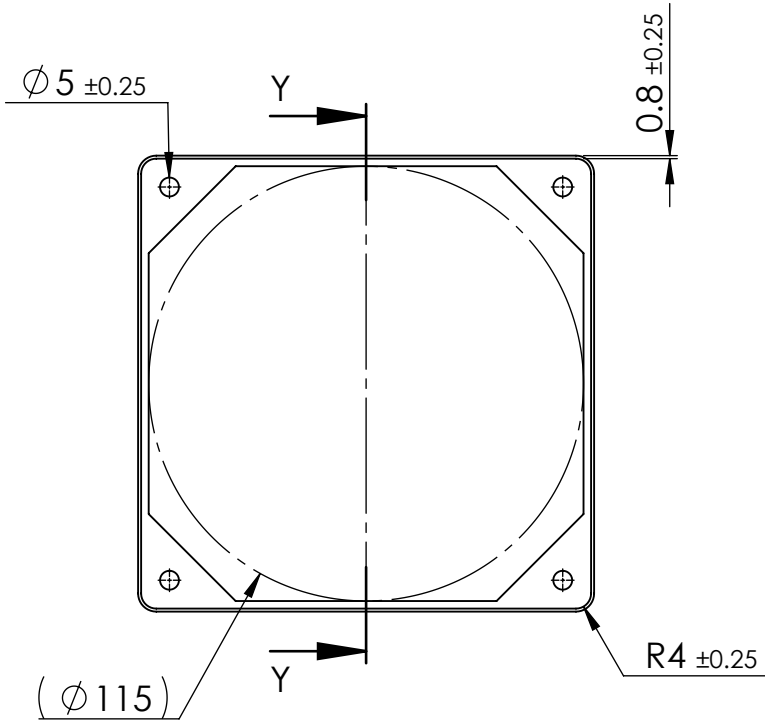
ALL DIMENSIONS IN mm DO NOT SCALE

LINEAR TOLERANCE				THIRD ANGLE PROJECTION
SIZE	(0)	(0.0)	(0.00)	
0-10	±0.5	±0.15	±0.10	
>10-30	±0.5	±0.20	±0.15	
>30-50	±0.5	±0.30	±0.20	ANGULAR TOLERANCE ±0.5 DEGREES UNSPECIFIED RADII 0.25mm DRAFT ANGLE 0.5 DEGREES DIMENSIONS IN BRACKETS [] ARE IN INCHES FOR REFERENCE ONLY
>50-100	±0.8	±0.50	±0.25	
>100-200	±1.5	±0.80	±0.40	
>200-300	±2.0	±1.20	±0.80	
>300-500	±3.0	±2.00	±1.00	
>500	±5.0	±3.00	±1.50	

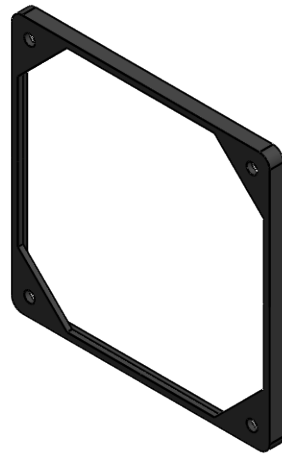
CREATE DATE	26.07.2023	MATERIAL	SEE NOTES
ITEM CODE	10312988	COLOUR	BLACK
LEGACY NUMBER	FGA-120	FINISH	-

TITLE:
FAN GASKET

DWG. No.	10312988	SCALE	SHEET	ISSUE
		1:2	1 of 2	1



SECTION Y-Y



NOTE :
MATERIAL : SILICONE RUBBER

FAN SIZE

4.72

FAN HOLE
SPACING

4.13



© 2013 Essentra Components. All rights reserved.
Registered in England, Company No. 547495.
Registered Office: Essentra plc
Langford Locks, Kidlington, Oxford, OX5 1HX

Condition of Sale can be found on our website: essentra.com.

Essentra Components does not warrant that the files will be error free and may create new versions ("Upgrades") at any time, which may correct such errors. Essentra Components has no obligation to notify you of such upgrades. Any upgraded file will be published to the website, when it becomes available.

You are not permitted to load any of the files on to a network server for the purposes of distribution to one or more other computer(s) on that network or to effect such distribution. Essentra Components shall not be liable for any loss or damage whatsoever or however caused, arising directly or indirectly from the use of the files.

UNCONTROLLED COPY

STATUS

APPROVED DRAWING

UNLESS OTHERWISE STATED

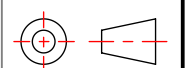
ALL DIMENSIONS IN inches

DO NOT SCALE

LINEAR TOLERANCE

SIZE	(0.00)	(0.000)	(0.0000)
0 - 0.394	±0.020	±0.006	±0.004
>0.394 - 1.181	±0.020	±0.008	±0.006
>1.181 - 1.969	±0.020	±0.012	±0.008
>1.969 - 3.937	±0.031	±0.020	±0.010
>3.937 - 7.874	±0.059	±0.031	±0.016
>7.874 - 11.811	±0.079	±0.047	±0.031
>11.811 - 19.685	±0.118	±0.079	±0.039
>19.685	±0.197	±0.118	±0.059

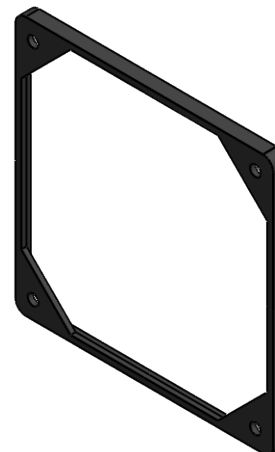
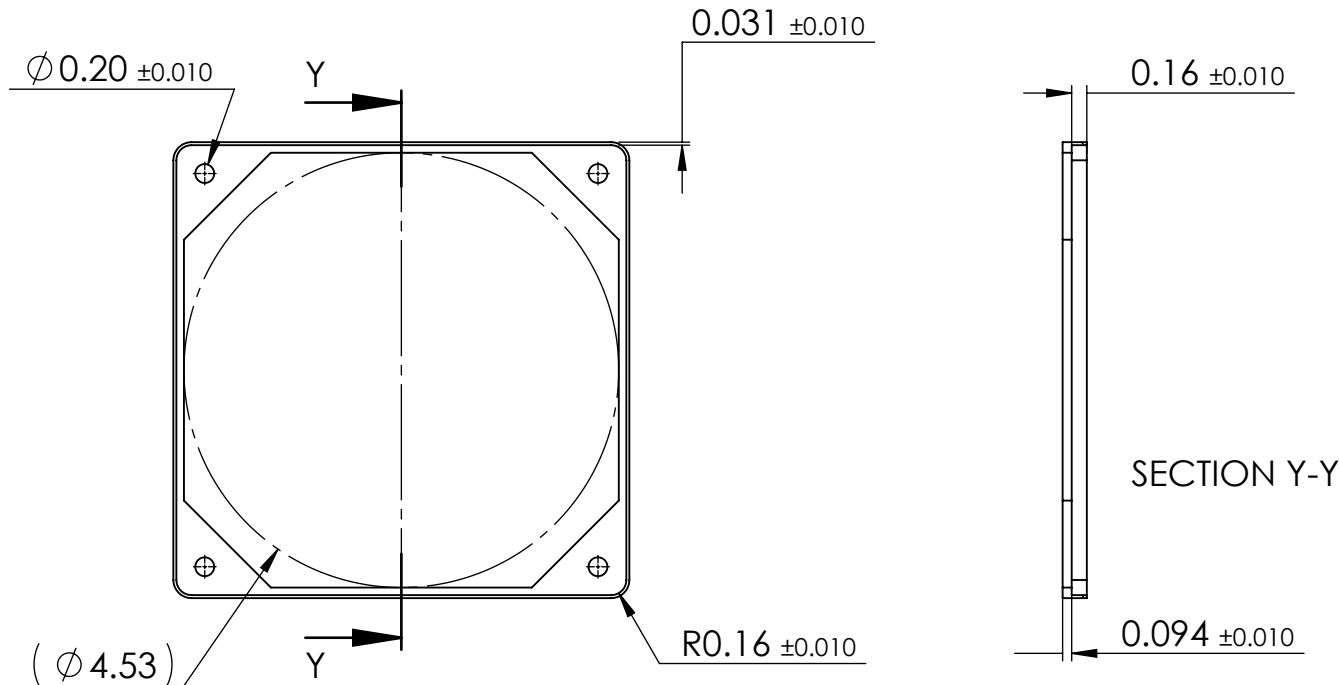
THIRD ANGLE PROJECTION



ANGULAR TOLERANCE
±0.5 DEGREES
UNSPECIFIED RADII 0.010 inch
DRAFT ANGLE 0.5 DEGREES
DIMENSIONS IN BRACKETS []
ARE IN INCHES FOR
REFERENCE ONLY

CREATE DATE	26.07.2023	SEE NOTES	MATERIAL
ITEM CODE	10312988	BLACK	COLOUR
LEGACY NUMBER	FGA-120	-	FINISH

TITLE:	FAN GASKET
DWG. No.	10312988
SCALE	1:2
SHEET	2 of 2
ISSUE	1



NOTE :

MATERIAL : SILICONE RUBBER