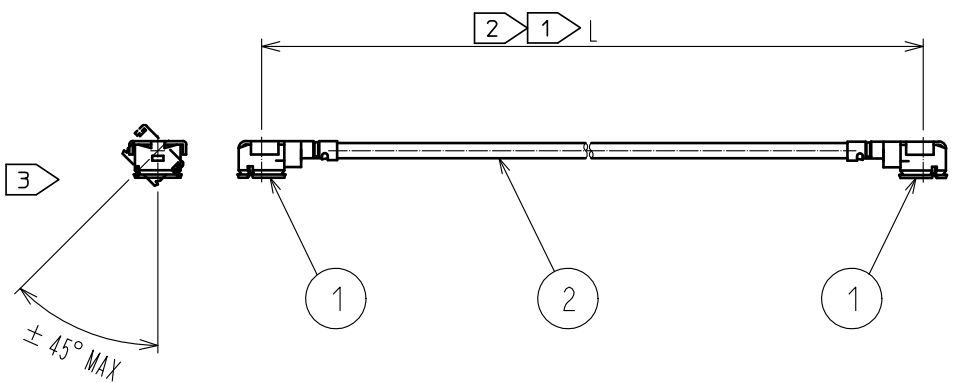
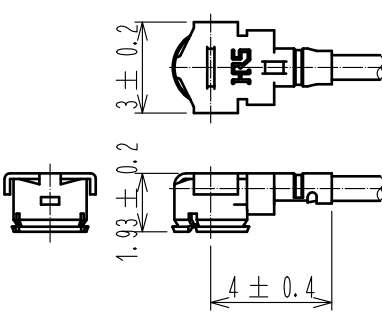
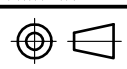





1		2		3		4											
 <p>± 45° MAX</p>																	
				<table border="1"><thead><tr><th>Part No.</th><th>Cable color</th></tr></thead><tbody><tr><td>~04*1TV~</td><td>WHITE</td></tr><tr><td>~04*2TV~</td><td>BLACK</td></tr></tbody></table>				Part No.	Cable color	~04*1TV~	WHITE	~04*2TV~	BLACK				
Part No.	Cable color																
~04*1TV~	WHITE																
~04*2TV~	BLACK																
<p>NOTE 1 We indicate the length of the harness on the last of product name, 'L' part.</p> <p>2 Tolerance for [ L ]</p> <table border="1"><thead><tr><th>Length L [mm]</th><th>Tolerance [mm]</th></tr></thead><tbody><tr><td>35 ≤ L ≤ 200</td><td>±4</td></tr><tr><td>200 &lt; L ≤ 500</td><td>±8</td></tr><tr><td>500 &lt; L ≤ 1000</td><td>±12</td></tr><tr><td>1000 &lt; L</td><td>±1.5%</td></tr></tbody></table> <p>3 Connector rotation angle is within ±45 degree from the above image. For long length in the case of L&gt;500, the angle is optional.</p> <p>4. Specifications are subject to change without notice.</p> <p>【 DIMENSIONS OF CONNECTOR 】</p> 								Length L [mm]	Tolerance [mm]	35 ≤ L ≤ 200	±4	200 < L ≤ 500	±8	500 < L ≤ 1000	±12	1000 < L	±1.5%
Length L [mm]	Tolerance [mm]																
35 ≤ L ≤ 200	±4																
200 < L ≤ 500	±8																
500 < L ≤ 1000	±12																
1000 < L	±1.5%																
1 U.FL-LP-040HF		CL331-0557-3		2 0.81 Dia. coaxial cable		HALOGEN FREE											
NO. PART NO.		CODE NO.		NO. PART NO.													
UNITS mm		SCALE FREE		COUNT		DESCRIPTION OF REVISIONS											
																	
F		APPROVED : TS. NOBE		18.06.18		DRAWING NO.											
 HIROSE ELECTRIC CO., LTD.		CHECKED : MT. KANEKO		18.06.18		PART NO. U.FL-2LPHF6-04**TV-A-L 1											
		DESIGNED : MS. MATSUMOTO		18.06.18		CODE NO.											
		DRAWN : MS. MATSUMOTO		18.06.18		1 1											
FORM HC0011-5-1		2		3		4											