TYPE N TERMINATIONS

DC - 18 GHz
2 WATTS

SPECIFICATIONS:

Electrical:

Frequency Range _____ DC – 18 GHz
Standard Freq. Values _____ 6, 12.4 & 18 GHz
VSWR
DC – 4 GHz _____ 1.10:1 Max.
4 – 8 GHz _____ 1.15:1 Max.
8 – 12.4 GHz _____ 1.20:1 Max.
12.4 – 18 GHz _____ 1.25:1 Max.
Impedance _____ 50 Ohms
Input Power _____ 2 Watts Avg. @ +25°C
Derated Linearly to 1 Watt @ +125°C
Peak Power _____ 250 Watts Max.
(5uSec Pulse, .05% Duty Cycle)
Operating Temp Range _____ –65°C to +125°C
Temperature Coefficient _____ ±250 ppm/°C

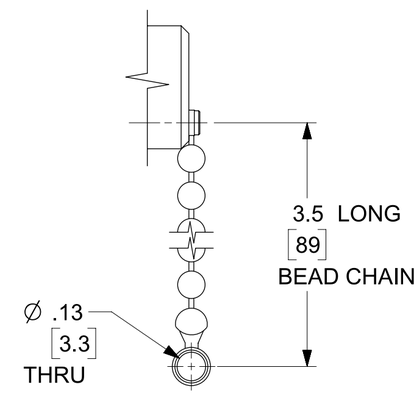

CHAIN DETAIL

Mechanical:

Type N Connectors _____ Passivated Stainless Steel
Mates with MIL–STD–348
Conductors _____ Gold Plated Beryllium Copper
Bead Chain _____ Passivated Stainless Steel

Type N Male Connector

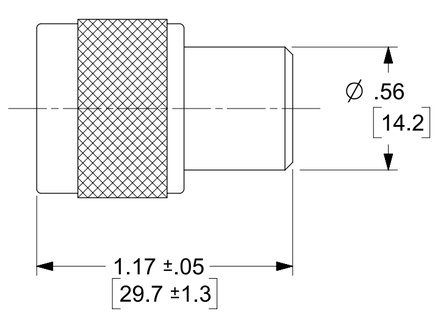

Type N Female Connector

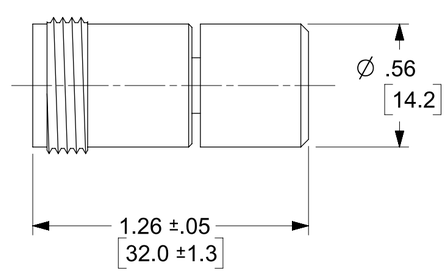

6 and 18 GHz 2 Watt Type N Terminations		
Molex Part Number	Frequency	Configuration
0732870640	6 GHz	Male
0732870641	6 GHz	Male w/Chain
0732870642	6 GHz	Female
0732870643	6 GHz	Female w/Chain
0732870650	18 GHz	Male
0732870651	18 GHz	Male w/Chain
0732870652	18 GHz	Female
0732870653	18 GHz	Female w/Chain

FOR CONFIGURATIONS NOT SHOWN
CONTACT FACTORY

THIS DRAWING CONTAINS INFORMATION THAT IS PROPRIETARY TO MOLEX ELECTRONIC TECHNOLOGIES, LLC AND SHOULD NOT BE USED WITHOUT WRITTEN PERMISSION

FUNCTIONAL SYMBOLS
FA = 0
FC = 0
FP = 0
DIVISIONAL SYMBOLS

DIMENSION UNITS: INCH/MM
SCALE: NTS

GENERAL TOLERANCES (UNLESS SPECIFIED)

	MM	INCH
4 PLACES	±	±
3 PLACES	±	±
2 PLACES	±	±
1 PLACE	±	±
0 PLACES	±	±
ANGULAR TOL	± 0.5°	

DRAFT WHERE APPLICABLE MUST REMAIN WITHIN DIMENSIONS

CURRENT REV DESC: RELEASED

STATUS: Production
DRWN: Kevin Tagan 2024-06-26
CHK'D: Les Meier 2024-06-27
APPR: James Borrelli 2024-06-27

THIRD ANGLE PROJECTION | DRAWING: C-SIZE | SERIES: 73287

molex

18GHz, 2 WATT TYPE N TERMINATIONS

PRODUCT CUSTOMER DRAWING

DOCUMENT NUMBER	DOC TYPE	DOC PART	REVISION
732870640	PSD	000	A

MATERIAL NUMBER	CUSTOMER	SHEET NUMBER
SEE TABLE	GENERAL MARKET	1 OF 1

FORMAT: IN-TC-B-prod-C
REVISION: B
DATE: 2022/06/01