NOTES:

1. MATERIALS AND FINISHES:
   SLOTTED BODY - BeCu, NICKEL PLATED
   BODIES - BRASS, NICKEL PLATED
   KNOBS - DELRIN, BLACK

2. COMPATIBLE WITH BOTH STAMPED AND MACHINED VERSIONS OF THE SMPM-50 AND SMPM-75 BULLET

3. PACKAGING:
   A. QUANTITY: SINGLE PACK
   B. MARKING: BAG TO BE MARKED "AMPHENOL, 227-1598, AND DATE CODE"

4. TO EXTRACT BULLET FROM SMPM PLUG ASSEMBLY:
   A. DEPRESS THUMB KNOB UNTIL BOTTOMED COMPLETELY, RESULTING IN FULLY OPEN COLLET.
   B. INSERT SMPM BULLET INTO COLLET UNTIL BOTTOMED
   C. RELEIVE PRESSURE FROM THUMB KNOB AND PULL ON CENTER KNOB

5. TO INSERT BULLET INTO SMPM PLUG ASSEMBLY:
   A. DEPRESS THUMB KNOB UNTIL BOTTOMED COMPLETELY, RESULTING IN FULLY OPEN COLLET.
   B. INSERT SMPM BULLET INTO SLOTTED COLLET UNTIL BOTTOMED
   C. RELEIVE PRESSURE FROM THUMB KNOB AND INSERT BULLET INTO SMPM PLUG ASSEMBLY.
   D. DEPRESS THUMB KNOB UNTIL BOTTOMED COMPLETELY TO RELEASE SMPM BULLET FROM TOOL

6. TO REPLACE COLLET SUB-ASSEMBLY:
   A. ALIGN FLATS ON COLLET SUB-ASSEMBLY WITH FLATS ON SLEEVE BODY AT POINT 2
   B. LOOSEN COLLET SUB-ASSEMBLY WITH 7/32" WRENCH AT POINT 1 AND 1/8" WRENCH AT POINT 2
   C. TIGHTEN SLOTTED COLLET SUB-ASSEMBLY TO 7 TO 10 IN-LBS WITH 7/32" WRENCH AT POINT 1 AND 1/8" WRENCH AT POINT 2

REVISIONS

REV	DESCRIPTION	DATE	ECN	BY
A	RELEASE TO MFG.	26-MAR-25		SH

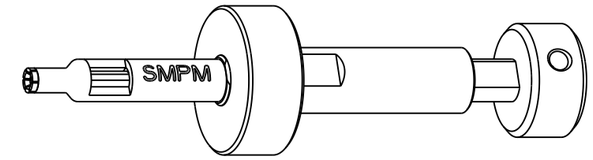

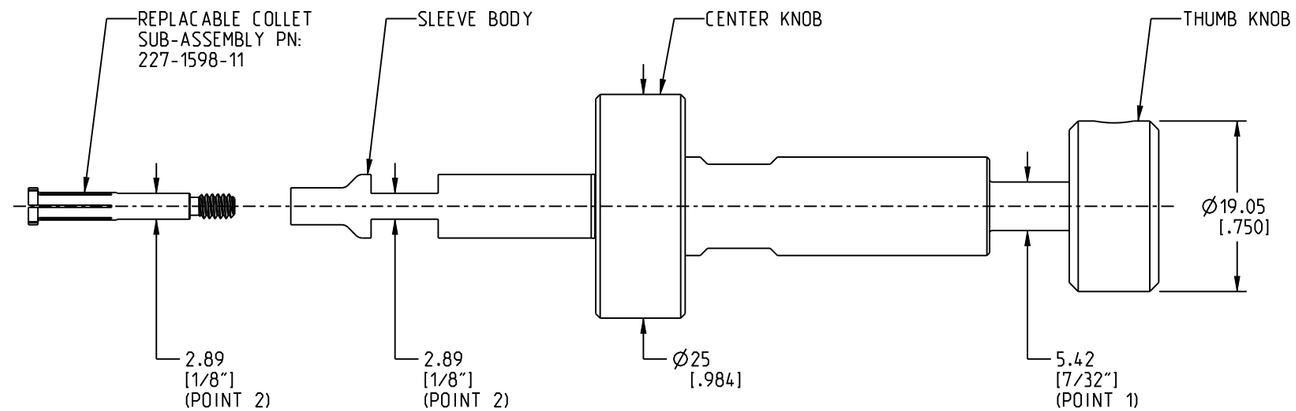

MARKINGS AS SHOWN

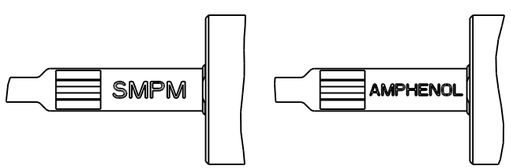

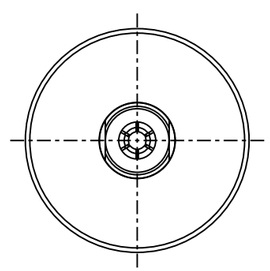

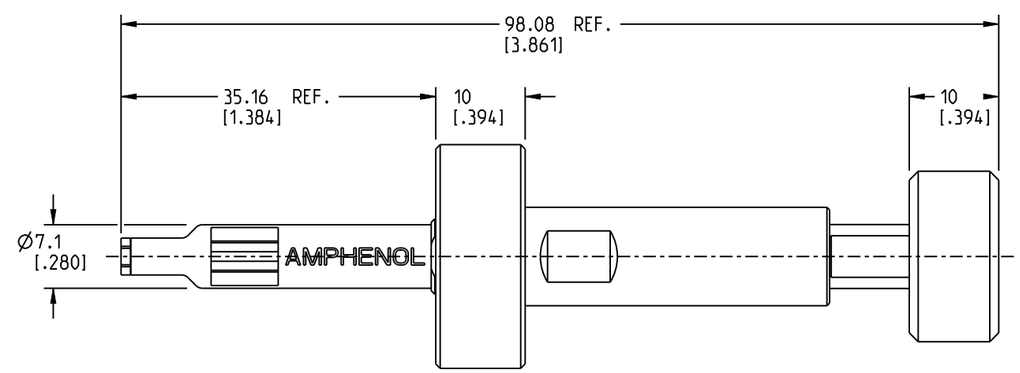

CUSTOMER OUTLINE DRAWING

ALL OTHER SHEETS ARE FOR INTERNAL USE ONLY

NOTICE: These drawings, specifications, or other data (1) are, and remain the property of Amphenol corp. (2) must be returned upon request; and (3) are confidential and not to be disclosed to any person other than those to whom they are given by Amphenol Corp. The furnishing of these drawings, specifications, or other data by Amphenol Corp., or to any other person to anyone for any purpose is not to be regarded by implication or otherwise in any manner licensing, granting rights to permitting such holder or any other person to manufacture, use or sell any product, process or design, patented or otherwise, that may in any way be related to or disclosed by said drawings, specifications, or other data.

THIRD ANGLE PROJ.

REFERENCE	EAR#
227-1543	12639

UNLESS OTHERWISE SPECIFIED
DIMENSIONS ARE METRIC [INCHES] AND TOLERANCES ARE:

<0.5mm = ±0.05mm	[<0.020 = ±0.002]
0.5 - 6mm = ±0.1mm	[>0.020 - 0.236 = ±0.004]
>6.00 - 30mm = ±0.2mm	[>0.236 - 1.181 = ±0.008]
>30.00 - 120mm = ±0.3mm	[>1.181 - 4.725 = ±0.012]

ANGLES = ±1°

MATERIAL: SEE NOTES

ENGR.1	ENGR.2	DATE
L. PARENTE	M.ZHANG	26-MAR-25

TITLE: SMPM BULLET INSERTION AND EXTRACTION TOOL

SHEET NO. 2 OF 2 | SCALE: 1.5:1.0

Amphenol RF

SIZE	DRAWING NO.	REV
B	227-1598	A
	ITEM NO. 227-1598	
	PART NO. 227-1598	