© 2024 TE Connectivity. All Rights Reserved.

REVISIONS					
P	LTR	DESCRIPTION	DATE	DWN	APVD
	1	INITIAL RELEASE	19JAN2024	SP	PS
	2	ADDED 1-2842497-7, (2x17 POS)	10APR2024	SN	PS
	3	MODEL REPLACEMENT	31MAY2024	SN	PS
	A	PRODUCTION RELEASE	24JUN2024	SN	PS

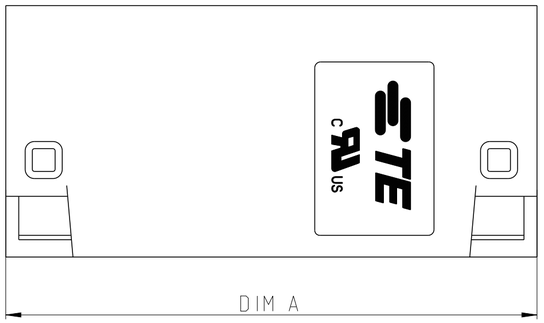

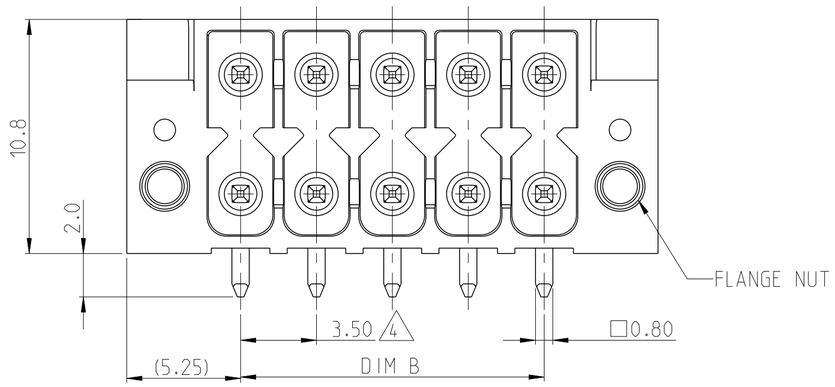

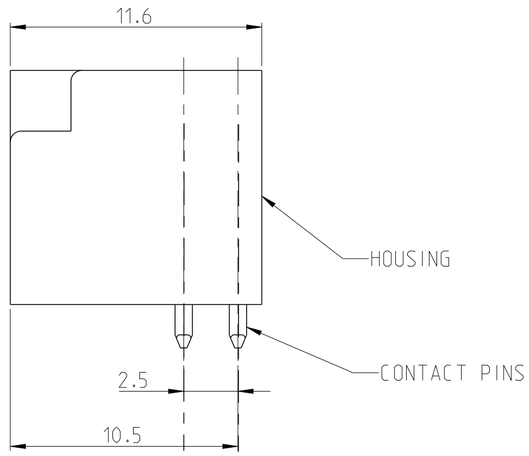

NOTES:

1. MATERIALS AND FINISH
   HOUSING : LCP UL94V-0, COLOR BLACK.
   CONTACT PIN : COPPER ALLOY,TIN PLATED OVER NICKEL UNDER PLATE.
   FLANGE NUT :BRASS

2. ELECTRICAL:
   RATED VOLTAGE : 150V
   RATED CURRENT : 8A
   INSULATION RESISTANCE : >1000 MΩ (500V DC)

3. OPERATING TEMPERATURE RANGE : -40°C TO +115°C.

4. NOT CUMULATIVE TOLERANCE

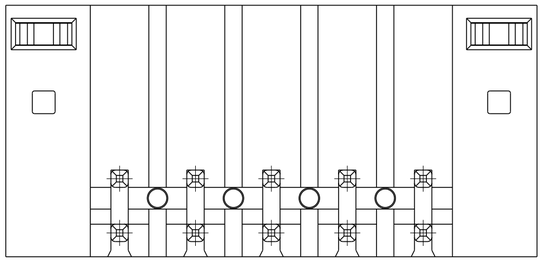

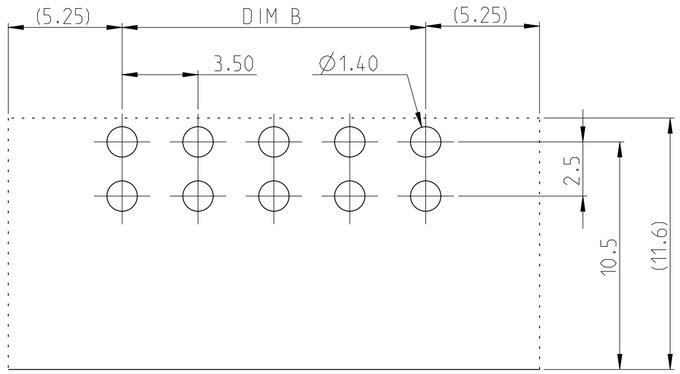

RECOMMENDED PCB LAYOUT

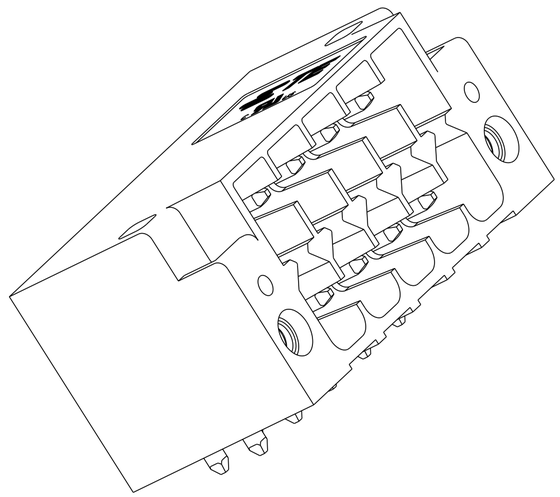

2842497-5 AS SHOWN

TOLERANCE FOR DIM B	DIM B	TOLERANCE FOR DIM A	DIM A	NO OF POS./P	PART NUMBER
±0.25	80.50	±0.40	91.00	2*24	2-2842497-4
	66.50	±0.30	77.00	2*20	2-2842497-0
	56.00		66.50	2*17	1-2842497-7
±0.20	52.50		63.00	2*16	1-2842497-6
	45.50	±0.25	56.00	2*14	1-2842497-4
	38.50		49.00	2*12	1-2842497-2
	35.00		45.50	2*11	1-2842497-1
	31.50		42.00	2*10	1-2842497-0
±0.15	28.00		38.50	2*9	2842497-9
	24.50		35.00	2*8	2842497-8
	21.00		31.50	2*7	2842497-7
	17.50	±0.20	28.00	2*6	2842497-6
	14.00		24.50	2*5	2842497-5
	10.50		21.00	2*4	2842497-4
	7.00		17.50	2*3	2842497-3
	3.50		14.00	2*2	2842497-2

THIS DRAWING IS A CONTROLLED DOCUMENT.

DIMENSIONS: mm

TOLERANCES UNLESS OTHERWISE SPECIFIED:
0 PLC ±0.5
1 PLC ±0.3
2 PLC ±0.1
3 PLC ±
4 PLC ±
ANGLES ±1°

MATERIAL 1

FINISH 1

DWN SEEMA PATIL 17JAN2024
CHK SUBHASREE S 17JAN2024
APVD PRASHANTH S 17JAN2024

PRODUCT SPEC 108-161183
APPLICATION SPEC 114-160803
WEIGHT -

TE Connectivity

NAME TERMINAL BLOCK,HEADER, DR,RIGHT ANGLE 3.5mm PITCH,WITH FLANGE, BLACK

SIZE	CAGE CODE	DRAWING NO	RESTRICTED TO
A2	00779	C-2842497	-

CUSTOMER DRAWING | SCALE 5:1 | SHEET 1 OF 1 | REV A