

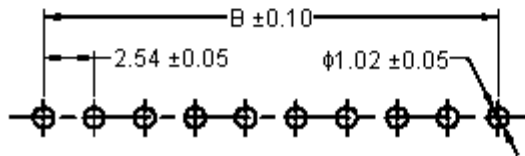
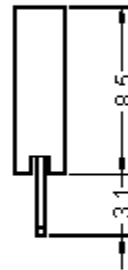
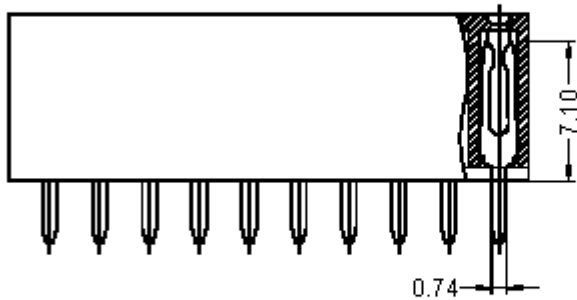
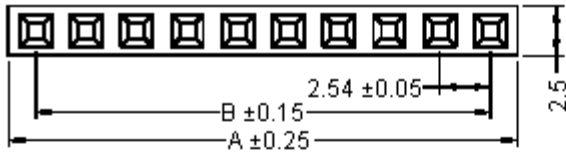


PART NO.

2212S Series

REVISIONS

ECN #	REV	DESCRIPTION	DRAWN	DATE	CHECKD	DATE	APPRVD	DATE
-	A	RELEASED	Ramya	11/9/09	Jagan	11/9/09	Farnell	25/9/09



PCB Layout

Dimensions : Millimetres

Specifications:

- Current rating : 3.0A ac, dc.
- Voltage rating : 250V ac, dc.
- Maximum contact resistance : 20mΩ.
- Minimum insulation resistance : 1000MΩ.
- Withstanding voltage : 600V ac/minute.
- Operating temperature range : -40°C to +105°C.

Materials:

- Insulator : PBT.
- Standard colour : Black.
- Contact : Copper alloy.
- Finish : Selective gold plated.



This data sheet and its contents (the "Information") belong to the Premier Farnell Group (the "Group") or are licensed to it. No licence is granted for the use of it other than for information purposes in connection with the products to which it relates. No licence of any intellectual property rights is granted. The Information is subject to change without notice and replaces all data sheets previously supplied. The Information supplied is believed to be accurate but the Group assumes no responsibility for its accuracy or completeness, any error in or omission from it or for any use made of it. Users of this data sheet should check for themselves the Information and the suitability of the products for their purpose and not make any assumptions based on information included or omitted. Liability for loss or damage resulting from any reliance on the Information or use of it (including liability resulting from negligence or where the Group was aware of the possibility of such loss or damage arising) is excluded. This will not operate to limit or restrict the Group's liability for death or personal injury resulting from its negligence. SPC MULTICOMP is the registered trademark of the Group. © Premier Farnell plc 2009.

TOLERANCES:
UNLESS OTHERWISE SPECIFIED, DIMENSIONS ARE FOR REFERENCE PURPOSES ONLY.

DRAWN BY:	DATE:
Ramya	11/09/09
CHECKED BY:	DATE:
Jagan	11/09/09
APPROVED BY:	DATE:
Farnell	25/09/09

DRAWING TITLE:			
2.54mm PCB Socket - 1 Row, Straight			
SIZE	DWG NO.	ELECTRONIC FILE	REV
A	M10002363	1593458-1593472_DWG	A
SCALE: NTS		U.O.M.: mm	SHEET: 1 OF 2



PART NO.

2212S Series

REVISIONS

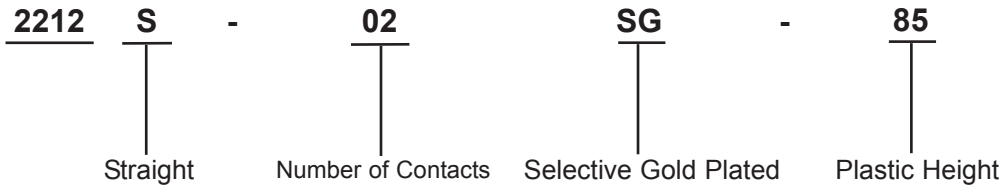
ECN #	REV	DESCRIPTION	DRAWN	DATE	CHECKD	DATE	APPRVD	DATE
-	A	RELEASED	Ramya	11/9/09	Jagan	11/9/09	Farnell	25/9/09

Specification Table

Description	Number of Contacts	A	B	Part Number
Socket, PCB, 1 Row, 2 Way	2	5.58	2.54	2212S-02SG-85
Socket, PCB, 1 Row, 3 Way	3	8.12	5.08	2212S-03SG-85
Socket, PCB, 1 Row, 4 Way	4	10.66	7.62	2212S-04SG-85
Socket, PCB, 1 Row, 5 Way	5	13.20	10.16	2212S-05SG-85
Socket, PCB, 1 Row, 6 Way	6	15.74	12.70	2212S-06SG-85
Socket, PCB, 1 Row, 8 Way	8	20.82	17.78	2212S-08SG-85
Socket, PCB, 1 Row, 10 Way	10	25.90	22.86	2212S-10SG-85
Socket, PCB, 1 Row, 12 Way	12	30.98	27.94	2212S-12SG-85
Socket, PCB, 1 Row, 14 Way	14	36.06	33.02	2212S-14SG-85
Socket, PCB, 1 Row, 18 Way	18	46.22	43.18	2212S-18SG-85
Socket, PCB, 1 Row, 20 Way	20	51.30	48.26	2212S-20SG-85
Socket, PCB, 1 Row, 22 Way	22	56.38	53.34	2212S-22SG-85
Socket, PCB, 1 Row, 24 Way	24	61.46	58.42	2212S-24SG-85

Dimensions : Millimetres

Part Number Explanation:



Number of Contacts : 02 = 2, 03 = 3, 04 = 4, 05 = 5, 06 = 6, 08 = 8, 10, 12, 14, 18, 20, 22 and 24 Contacts.
Plastic Height : 85 = 8.5mm.

<http://www.farnell.com>
<http://www.newark.com>
<http://www.cpc.co.uk>

This data sheet and its contents (the "Information") belong to the Premier Farnell Group (the "Group") or are licensed to it. No licence is granted for the use of it other than for information purposes in connection with the products to which it relates. No licence of any intellectual property rights is granted. The Information is subject to change without notice and replaces all data sheets previously supplied. The Information supplied is believed to be accurate but the Group assumes no responsibility for its accuracy or completeness, any error in or omission from it or for any use made of it. Users of this data sheet should check for themselves the Information and the suitability of the products for their purpose and not make any assumptions based on information included or omitted. Liability for loss or damage resulting from any reliance on the Information or use of it (including liability resulting from negligence or where the Group was aware of the possibility of such loss or damage arising) is excluded. This will not operate to limit or restrict the Group's liability for death or personal injury resulting from its negligence. SPC MULTICOMP is the registered trademark of the Group. © Premier Farnell plc 2009.

TOLERANCES:
UNLESS OTHERWISE SPECIFIED, DIMENSIONS ARE FOR REFERENCE PURPOSES ONLY.

DRAWN BY:	DATE:
Ramya	11/09/09
CHECKED BY:	DATE:
Jagan	11/09/09
APPROVED BY:	DATE:
Farnell	25/09/09

DRAWING TITLE:			
2.54mm PCB Socket - 1 Row, Straight			
SIZE	DWG NO.	ELECTRONIC FILE	REV
A	M10002363	1593458-1593472_DWG	A
SCALE: NTS		U.O.M.: mm	SHEET: 2 OF 2