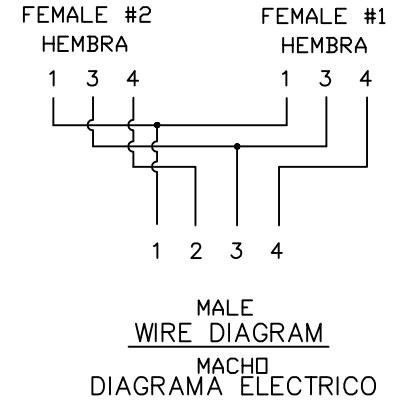
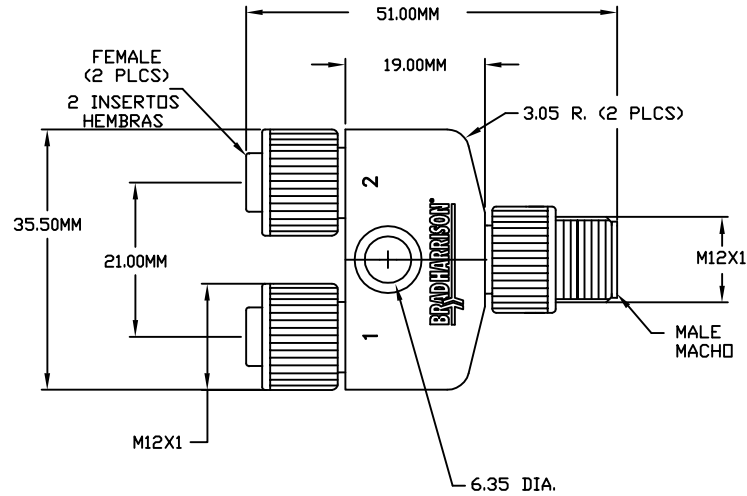


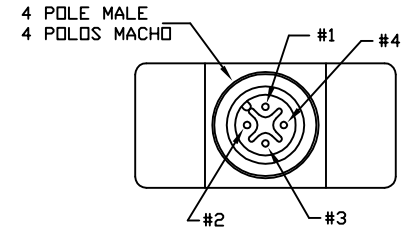
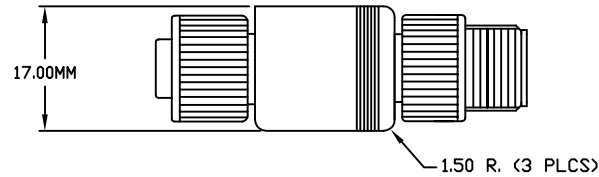
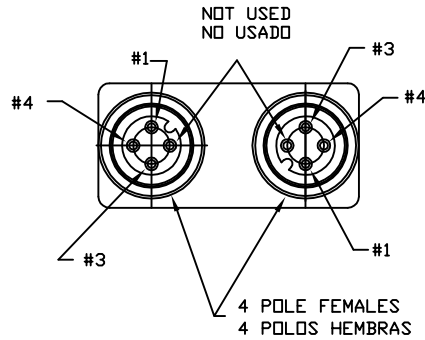
NOTES / NOTAS :

1. DIMENSIONS SHOWN ARE FOR REFERENCE ONLY.
**LAS DIMENSIONES MOSTRADAS SON PARA REFERENCIA.
2. FOR MOLDING AND BOARD LOCATION SEE STD-384.
**PARA LOCALIZAR TABLILLA Y MOLDEAR VER STD-384.
3. ASSEMBLY MUST MEET S-272.
**EL ENSAMBLE SERA POR S-272.
4. ELECTRICAL TEST PER S-166.
**PRUEBA ELECTRICA POR S-166.



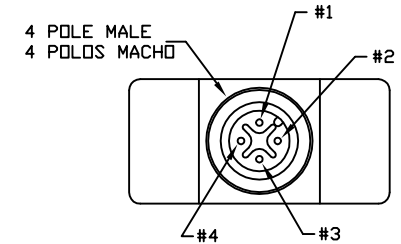
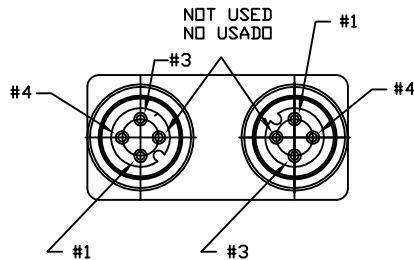
FRONT VIEW
VISTA FRONTAL
CONECTORES HEMBRA

FRONT VIEW
VISTA FRONTAL



BACK VIEW
VISTA TRASERA

BACK VIEW
VISTA TRASERA
CONECTORES HEMBRA



FEMALE #1 HEMBRA
FEMALE #2 HEMBRA

81590

REV	BY	DATE	CKD	ECM	CHANGE
C	PZ	8/21/97	HW	1104P	TRANSLATION TO SPANISH AND ADDED BOTH BACK'S VIEWS
B	TP	12/26/96		10223	RELEASE FOR PRODUCTION
A	BAP	9/5/96			RELEASE TO TOOLING
MATERIAL SEE NOTES					
FINISH NONE					
DRAWN BY BAP			CKD BY		SCALE 2:1
UNLESS OTHERWISE SPECIFIED TOLERANCES 3-PLC DIMS ±.005 2-PLC DIMS ±.010 FRACTIONAL ±.004 ANGULAR ±1/2°					

THIS DRAWING CONTAINS INFORMATION THAT IS PROPRIETARY TO THE DANIEL WOODHEAD CO. AND SHOULD NOT BE USED WITHOUT WRITTEN PERMISSION FROM SAME.

TITLE: MICRO-CHANGE SPLITTER BODY

PROJECT NO. & DESCRIPTION: MICRO-CHANGE SPLITTER

Daniel Woodhead
A WOODHEAD INDUSTRIES, INC. COMPANY
3411 WOODHEAD DRIVE
MATHURON, ILLINOIS 60082

DATE: 9/5/96
PART NO.: 81590
REV.: C