

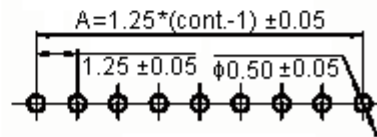
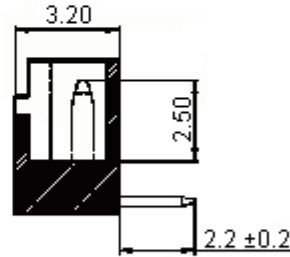
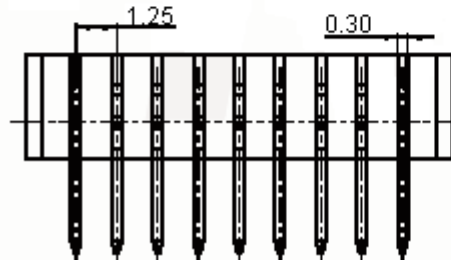
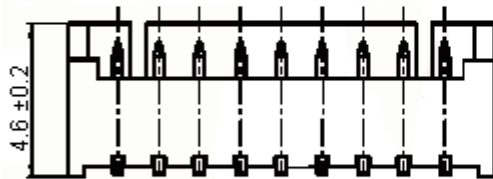
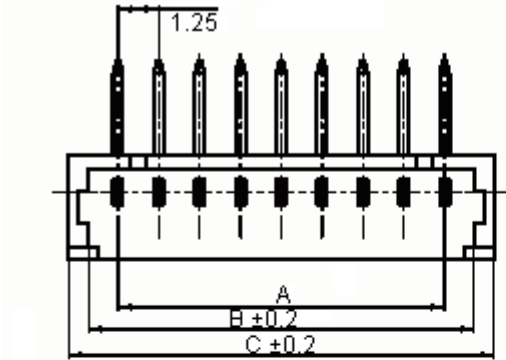


PART NO.

MC34 - Series

REVISIONS

ECN #	REV	DESCRIPTION	DRAWN	DATE	CHECKD	DATE	APPRVD	DATE
-	A	RELEASED	Jagan	07/10/09	Ramya	07/10/09	Farnell	21/10/09



PCB Layout

Dimensions : Millimetres

Specifications:

- Current rating : 1.0A ac, dc.
- Voltage rating : 125V ac, dc.
- Maximum contact resistance : 20mΩ.
- Minimum insulation resistance : 100MΩ.
- Withstanding voltage : 250V ac/minute.
- Temperature range : -40°C to +85°C.

Material:

- Insulator : High temperature plastic (nylon 46).
- Insulator colour : Ivory.
- Contact : Brass.
- Finish : Tin plated.



This data sheet and its contents (the "Information") belong to the Premier Farnell Group (the "Group") or are licensed to it. No licence is granted for the use of it other than for information purposes in connection with the products to which it relates. No licence of any intellectual property rights is granted. The Information is subject to change without notice and replaces all data sheets previously supplied. The Information supplied is believed to be accurate but the Group assumes no responsibility for its accuracy or completeness, any error in or omission from it or for any use made of it. Users of this data sheet should check for themselves the Information and the suitability of the products for their purpose and not make any assumptions based on information included or omitted. Liability for loss or damage resulting from any reliance on the Information or use of it (including liability resulting from negligence or where the Group was aware of the possibility of such loss or damage arising) is excluded. This will not operate to limit or restrict the Group's liability for death or personal injury resulting from its negligence. SPC MULTICOMP is the registered trademark of the Group. © Premier Farnell plc 2008.

TOLERANCES:

UNLESS OTHERWISE SPECIFIED, DIMENSIONS ARE FOR REFERENCE PURPOSES ONLY.

DRAWN BY:	DATE:
Jagan	07/10/09
CHECKED BY:	DATE:
Ramya	07/10/09
APPROVED BY:	DATE:
Farnell	21/10/09

DRAWING TITLE:

1.25mm Header - Right Angle

SIZE	DWG NO.	ELECTRONIC FILE	REV
A	M10002390	1578168-1578184-DWG	A
SCALE: NTS	U.O.M.: mm	SHEET: 1 OF 2	



PART NO.

MC34 - Series

REVISIONS

ECN #	REV	DESCRIPTION	DRAWN	DATE	CHECKD	DATE	APPRVD	DATE
-	A	RELEASED	Jagan	07/10/09	Ramya	07/10/09	Farnell	21/10/09

Specification Table

Description	Number of Position	A	B	C	Part Number
Header, Right Angle, 2 Way	2	1.25	3.15	4.25	MC34347
Header, Right Angle, 3 Way	3	2.50	4.40	5.50	MC34699
Header, Right Angle, 5 Way	5	5.00	6.90	8.00	MC34701
Header, Right Angle, 6 Way	6	6.25	8.15	9.25	MC34349
Header, Right Angle, 7 Way	7	7.50	9.40	10.50	MC34703
Header, Right Angle, 8 Way	8	8.75	10.65	11.75	MC34725
Header, Right Angle, 9 Way	9	10.00	11.90	13.00	MC34321
Header, Right Angle, 10 Way	10	11.25	13.15	14.25	MC34727
Header, Right Angle, 14 Way	14	16.25	18.15	19.25	MC34323

Dimensions : Millimetres

<http://www.farnell.com>

<http://www.newark.com>

<http://www.cpc.co.uk>

This data sheet and its contents (the "Information") belong to the Premier Farnell Group (the "Group") or are licensed to it. No licence is granted for the use of it other than for information purposes in connection with the products to which it relates. No licence of any intellectual property rights is granted. The Information is subject to change without notice and replaces all data sheets previously supplied. The Information supplied is believed to be accurate but the Group assumes no responsibility for its accuracy or completeness, any error in or omission from it or for any use made of it. Users of this data sheet should check for themselves the Information and the suitability of the products for their purpose and not make any assumptions based on information included or omitted. Liability for loss or damage resulting from any reliance on the Information or use of it (including liability resulting from negligence or where the Group was aware of the possibility of such loss or damage arising) is excluded. This will not operate to limit or restrict the Group's liability for death or personal injury resulting from its negligence. SPC MULTICOMP is the registered trademark of the Group. © Premier Farnell plc 2008.

TOLERANCES:
UNLESS OTHERWISE SPECIFIED, DIMENSIONS ARE FOR REFERENCE PURPOSES ONLY.

DRAWN BY:	DATE:
Jagan	07/10/09
CHECKED BY:	DATE:
Ramya	07/10/09
APPROVED BY:	DATE:
Farnell	21/10/09

DRAWING TITLE:			
1.25mm Header - Right Angle			
SIZE	DWG NO.	ELECTRONIC FILE	REV
A	M10002390	1578168-1578184-DWG	A
SCALE: NTS		U.O.M.: mm	SHEET: 2 OF 2