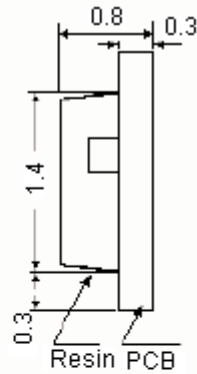
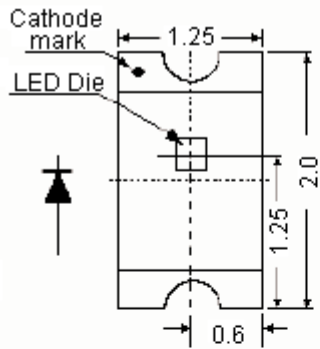
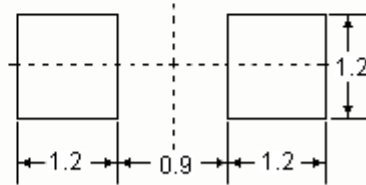
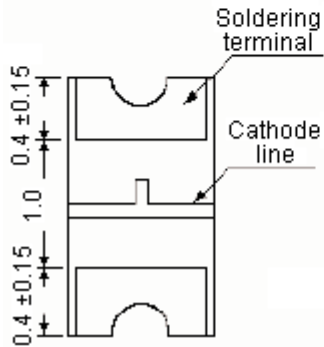


REVISIONS

ECN #	REV	DESCRIPTION	DRAWN	DATE	CHECKD	DATE	APPRVD	DATE
-	A	RELEASED	Geetha	28/5/08	Suresh	28/5/08	G. C	12/6/08



- Recommended Soldering Patten for Reflow Soldering



- The polarity is reversed on the SR, UR series
- Unit:mm Tolerance : +/-0.1

Dimensions : Millimetres

Specifications:

Dice material : GaAsP on GaP.
 Emitted color : Yellow.
 Epoxy color : Water clear.
 Peak wavelength : 587nm.
 Viewing angle : 140 degrees.
 Luminous intensity (IV) : 10mcd.



Electrical/Optical Characteristics at T_a = 25°C

Parameter	Symbol	Minimum	Typical	Maximum	Unit	Test
Luminous Intensity	IV	4.5	10	16	mcd	IF = 20mA
Viewing Angle	2θ 1/2	-	140	-	degrees	
Peak Emission Wavelength	• λ _p	-	587	-	nm	-
Dominant Wavelength	• λ _d	-	590	-		-
Spectral Line Half-Width	Δλ	-	35	-		-
Forward Voltage	V _F	1.7	2.1	2.6	V	IF = 20mA
Power Dissipation	P _d	-	-	85	-	-
Peak Forward Current (Duty 1/10 at 1KHz)	IF (Peak)	-	-	100	-	-
Recommended Operating Current	IF (Rec)	-	20	-	mA	-

This data sheet and its contents (the "Information") belong to the Premier Farnell Group (the "Group") or are licensed to it. No licence is granted for the use of it other than for information purposes in connection with the products to which it relates. No licence of any intellectual property rights is granted. The Information is subject to change without notice and replaces all data sheets previously supplied. The Information supplied is believed to be accurate but the Group assumes no responsibility for its accuracy or completeness, any error in or omission from it or for any use made of it. Users of this data sheet should check for themselves the Information and the suitability of the products for their purpose and not make any assumptions based on information included or omitted. Liability for loss or damage resulting from any reliance on the Information or use of it (including liability resulting from negligence or where the Group was aware of the possibility of such loss or damage arising) is excluded. This will not operate to limit or restrict the Group's liability for death or personal injury resulting from its negligence. SPC MULTICOMP is the registered trademark of the Group. © Premier Farnell plc 2008.

TOLERANCES:
 UNLESS OTHERWISE SPECIFIED, DIMENSIONS ARE FOR REFERENCE PURPOSES ONLY.

DRAWN BY:	DATE:
Geetha	28/05/08
CHECKED BY:	DATE:
Suresh	28/05/08
APPROVED BY:	DATE:
G.Cook	12/06/08

DRAWING TITLE:

0805 SMD LED - Yellow

SIZE A	DWG NO. M10001149	ELECTRONIC FILE L-S270YC_DWG	REV A
SCALE: NTS		U.O.M.: mm	SHEET: 1 OF 4



PART NO.

MCL-S270YC

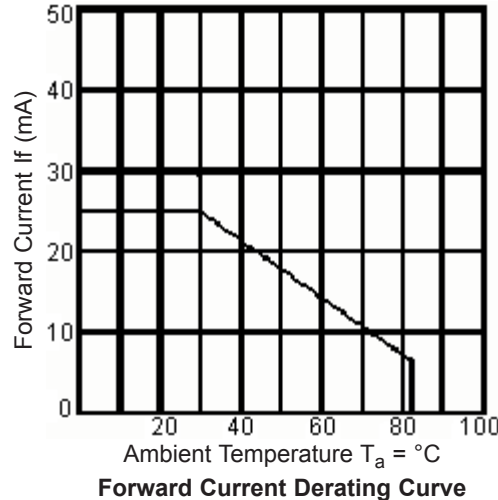
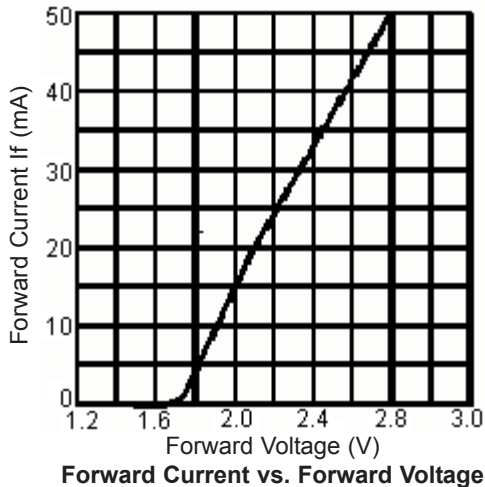
REVISIONS

ECN #	REV	DESCRIPTION	DRAWN	DATE	CHECKD	DATE	APPRVD	DATE
-	A	RELEASED	Geetha	28/5/08	Suresh	28/5/08	G. C	12/6/08

Absolute Maximum Ratings (T_a = 25°C)

Reverse Voltage	5 Volt
Reverse Current	10μA (V _R = 5V)
Operating Temperature Range	-40°C to 85°C
Storage Temperature Range	-40°C to 100°C
Lead Soldering Temperature Range 1.6mm (1/16 inch) from body	260°C for 5 Seconds

Yellow (GaAsP/GaP) λP = 587nm



This data sheet and its contents (the "Information") belong to the Premier Farnell Group (the "Group") or are licensed to it. No license is granted for the use of it other than for information purposes in connection with the products to which it relates. No licence of any intellectual property rights is granted. The Information is subject to change without notice and replaces all data sheets previously supplied. The Information supplied is believed to be accurate but the Group assumes no responsibility for its accuracy or completeness, any error in or omission from it or for any use made of it. Users of this data sheet should check for themselves the Information and the suitability of the products for their purpose and not make any assumptions based on information included or omitted. Liability for loss or damage resulting from any reliance on the Information or use of it (including liability resulting from negligence or where the Group was aware of the possibility of such loss or damage arising) is excluded. This will not operate to limit or restrict the Group's liability for death or personal injury resulting from its negligence. SPC MULTICOMP is the registered trademark of the Group. © Premier Farnell plc 2008.

**TOLERANCES:
UNLESS OTHERWISE SPECIFIED, DIMENSIONS ARE FOR REFERENCE PURPOSES ONLY.**

DRAWN BY:	DATE:
Geetha	28/05/08
CHECKED BY:	DATE:
Suresh	28/05/08
APPROVED BY:	DATE:
G.Cook	12/06/08

DRAWING TITLE:

0805 SMD LED - Yellow

SIZE A	DWG NO. M10001149	ELECTRONIC FILE L-S270YC_DWG	REV A
SCALE: NTS		U.O.M.: mm	SHEET: 2 OF 4



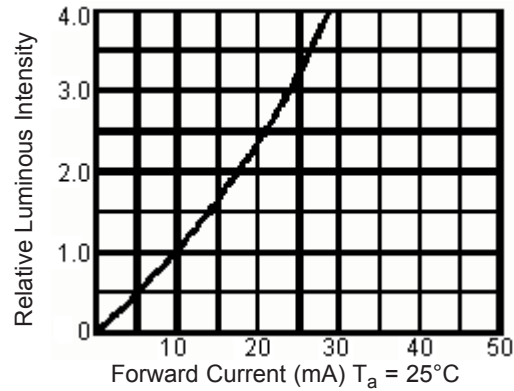
PART NO.

MCL-S270YC

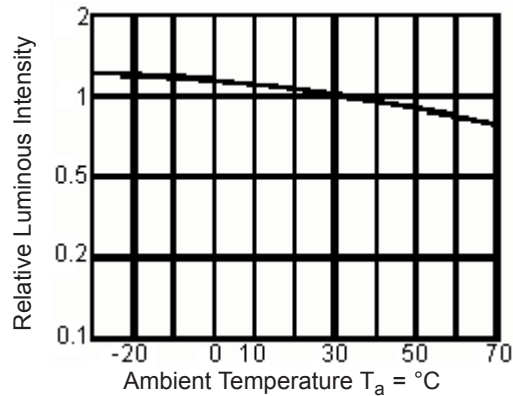
REVISIONS

ECN #	REV	DESCRIPTION	DRAWN	DATE	CHECKD	DATE	APPRVD	DATE
-	A	RELEASED	Geetha	28/5/08	Suresh	28/5/08	G. C	12/6/08

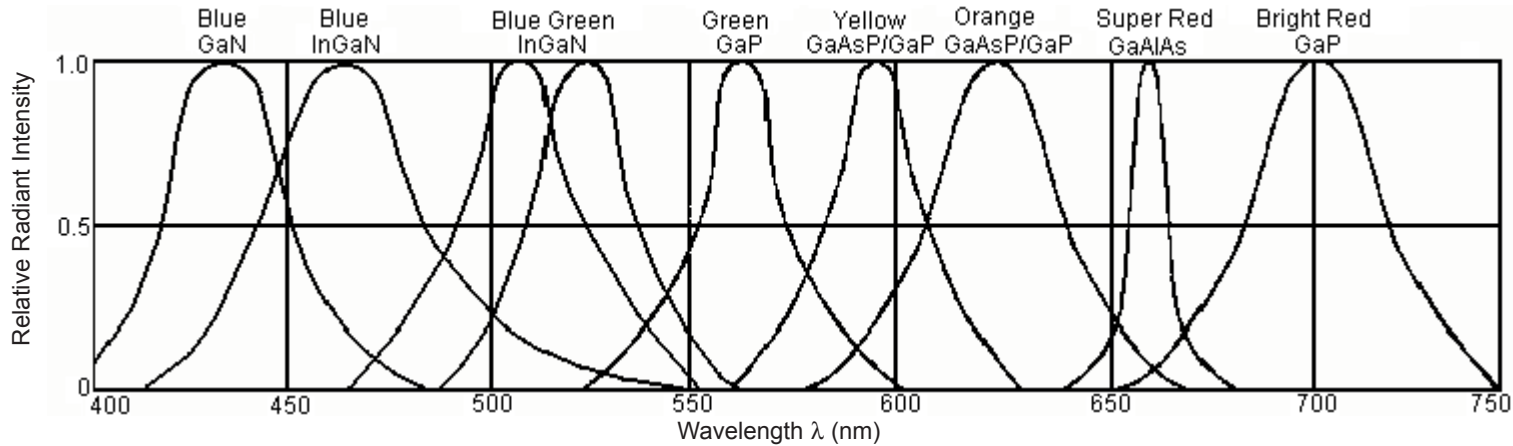
Yellow (GaAsP/GaP) $\lambda_P = 587\text{nm}$



Luminous Intensity vs. Forward Current



Luminous Intensity vs. Ambient Temperature



Relative Intensity vs. Wavelength

This data sheet and its contents (the "Information") belong to the Premier Farnell Group (the "Group") or are licensed to it. No licence is granted for the use of it other than for information purposes in connection with the products to which it relates. No licence of any intellectual property rights is granted. The Information is subject to change without notice and replaces all data sheets previously supplied. The Information supplied is believed to be accurate but the Group assumes no responsibility for its accuracy or completeness, any error in or omission from it or for any use made of it. Users of this data sheet should check for themselves the Information and the suitability of the products for their purpose and not make any assumptions based on information included or omitted. Liability for loss or damage resulting from any reliance on the Information or use of it (including liability resulting from negligence or where the Group was aware of the possibility of such loss or damage arising) is excluded. This will not operate to limit or restrict the Group's liability for death or personal injury resulting from its negligence. SPC MULTICOMP is the registered trademark of the Group. © Premier Farnell plc 2008.

TOLERANCES:

UNLESS OTHERWISE SPECIFIED, DIMENSIONS ARE FOR REFERENCE PURPOSES ONLY.

DRAWN BY:	DATE:
Geetha	28/05/08
CHECKED BY:	DATE:
Suresh	28/05/08
APPROVED BY:	DATE:
G.Cook	12/06/08

DRAWING TITLE:

0805 SMD LED - Yellow

SIZE	DWG NO.	ELECTRONIC FILE	REV
A	M10001149	L-S270YC_DWG	A
SCALE: NTS	U.O.M.: mm	SHEET: 3 OF 4	



PART NO.

MCL-S270YC

REVISIONS

ECN #	REV	DESCRIPTION	DRAWN	DATE	CHECKD	DATE	APPRVD	DATE
-	A	RELEASED	Geetha	28/5/08	Suresh	28/5/08	G. C	12/6/08

Part Number Table

Description	Part Number
LED, SMD, 0805, Yellow	MCL-S270YC

<http://www.farnell.com>

<http://www.newark.com>

<http://www.cpc.co.uk>

This data sheet and its contents (the "Information") belong to the Premier Farnell Group (the "Group") or are licensed to it. No licence is granted for the use of it other than for information purposes in connection with the products to which it relates. No licence of any intellectual property rights is granted. The Information is subject to change without notice and replaces all data sheets previously supplied. The Information supplied is believed to be accurate but the Group assumes no responsibility for its accuracy or completeness, any error in or omission from it or for any use made of it. Users of this data sheet should check for themselves the Information and the suitability of the products for their purpose and not make any assumptions based on information included or omitted. Liability for loss or damage resulting from any reliance on the Information or use of it (including liability resulting from negligence or where the Group was aware of the possibility of such loss or damage arising) is excluded. This will not operate to limit or restrict the Group's liability for death or personal injury resulting from its negligence. SPC MULTICOMP is the registered trademark of the Group. © Premier Farnell plc 2008.

TOLERANCES:

UNLESS OTHERWISE SPECIFIED, DIMENSIONS ARE FOR REFERENCE PURPOSES ONLY.

DRAWN BY:	DATE:
Geetha	28/05/08
CHECKED BY:	DATE:
Suresh	28/05/08
APPROVED BY:	DATE:
G.Cook	12/06/08

DRAWING TITLE:

0805 SMD LED - Yellow

SIZE A	DWG NO. M10001149	ELECTRONIC FILE L-S270YC_DWG	REV A
SCALE: NTS	U.O.M.: mm	SHEET: 4 OF 4	