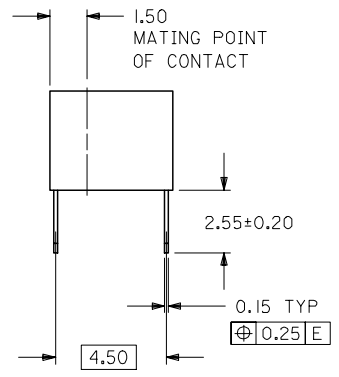
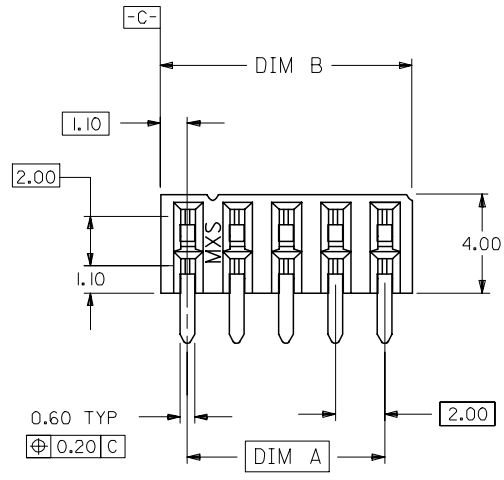


10 9 8 7 6 5 4 3 2 1

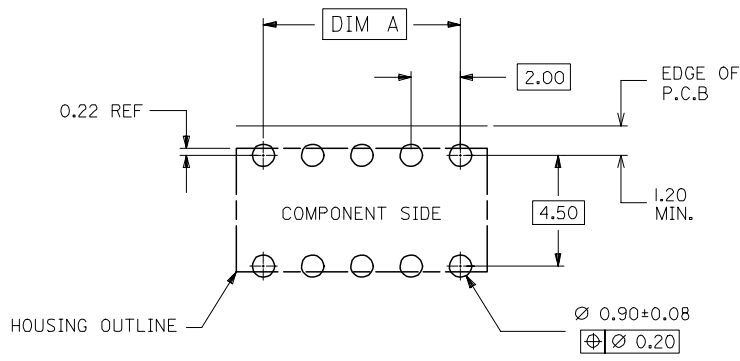
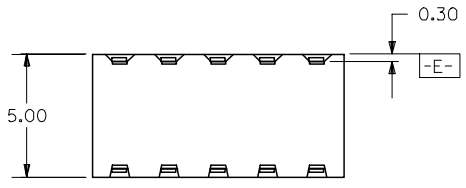


PART NO. LEGEND

87264- * * 5 *
CIRCUIT SIZE PLATING

POST-PLATED

- 0 - 0.38um/15uin MIN. GOLD PLATE IN SELECTED AREA AND 2.54um/100uin MIN. TIN/LEAD IN SELECTED AREA OVER 1.27um/50uin NICKEL OVERALL (IN TUBE),
- 1 - 0.76um/30uin MIN. GOLD PLATE IN SELECTED AREA AND 1.90um/75uin MIN. TIN/LEAD IN SELECTED AREA OVER 1.27um/50uin NICKEL OVERALL (IN TUBE),
- 2 - 0.38um/15uin MIN. GOLD PLATE IN SELECTED AREA AND 2.54um/100uin MIN. TIN IN SELECTED AREA OVER 1.27um/50uin NICKEL OVERALL (IN TUBE),
- 3 - 0.76um/15uin MIN. GOLD PLATE IN SELECTED AREA AND 2.54um/100uin MIN. TIN IN SELECTED AREA OVER 1.27um/50uin NICKEL OVERALL (IN TUBE),
- 6 - 0.38um/15uin MIN. GOLD PLATE IN SELECTED AREA AND 2.54um/100uin MIN. TIN/LEAD IN SELECTED AREA OVER 1.27um/50uin NICKEL OVERALL. (IN TAPE/REEL)
- 7 - 0.76um/15uin MIN. GOLD PLATE IN SELECTED AREA AND 2.54um/100uin MIN. TIN/LEAD IN SELECTED AREA OVER 1.27um/50uin NICKEL OVERALL. (IN TAPE/REEL)
- 8 - 0.38um/15uin MIN. GOLD PLATE IN SELECTED AREA AND 2.54um/100uin MIN. TIN IN SELECTED AREA OVER 1.27um/50uin NICKEL OVERALL. (IN TAPE/REEL)
- 9 - 0.76um/15uin MIN. GOLD PLATE IN SELECTED AREA AND 2.54um/100uin MIN. TIN IN SELECTED AREA OVER 1.27um/50uin NICKEL OVERALL. (IN TAPE/REEL)



RECOMMENDED P.C. BOARD LAYOUT

- NOTES:
1. IO CIRCUIT SIZE SHOWN FOR ILLUSTRATION ONLY. SEE CHART FOR AVAILABLE PART SIZES.
 2. PLATING FINISH : TERMINAL - AS PER LEGEND
 3. RECOMMENDED PC BOARD THICKNESS IS 1.60 +/- 0.10mm.
 4. PRODUCT SPECIFICATION PS-87264 APPLIES.
 5. PART IS MATEABLE TO ALL MILLI-GRID HEADERS WITH MATING PIN LENGTH BETWEEN 2.50mm AND 4.20mm.
 6. TAPE & REEL OPTION IS SHOWN ON SHT 3 WITH 8 CKT ILLUSTRATION.

ADD ASSY P/N FOR L/F	REV	DESCRIPTION
EC NO: S2004-0866	D	
DRWN:SEE		
CHKD:ATSEE		
APPR:SKTOH		

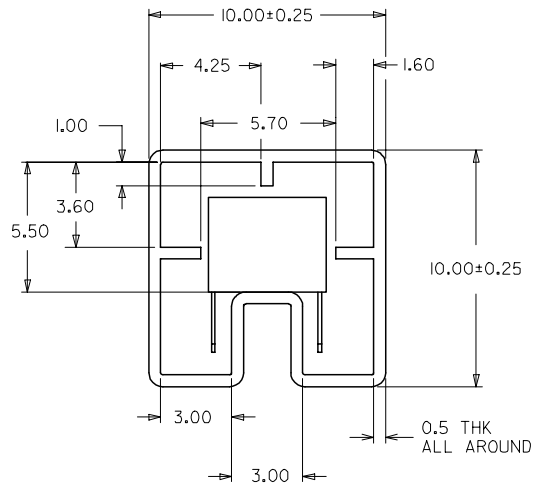
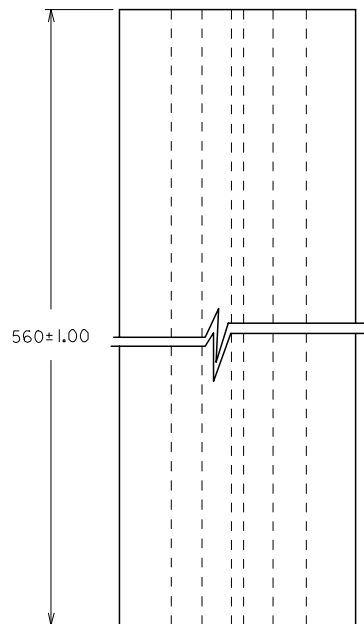
QUALITY SYMBOLS
▽=0
▽=0

GENERAL TOLERANCES (UNLESS SPECIFIED)	
	mm INCH
4 PLACES	± --- ± ---
3 PLACES	± --- ± ---
2 PLACES	± 0.2 ± ---
1 PLACE	± --- ± ---
ANGULAR ± 3 °	
DRAFT WHERE APPLICABLE MUST REMAIN WITHIN DIMENSIONS	

DIMENSION STYLE	
MM ONLY	
DRAWN BY	DATE
JWAN	1992/02/25
CHECKED BY	DATE
MLA1	1992/02/25
APPROVED BY	DATE
RWONG	1992/02/25
MATERIAL NO.	DOCUMENT NO.
	SD-87264-**50

SCALE	DESIGN UNITS	THIRD ANGLE PROJECTION
NTS	METRIC	
SALES DRAWING		
MGRID 2MM DUAL ROW		
S/ENTRY, RECEPT., T/H		
MOLEX INCORPORATED		
SHEET NO.	1 OF 3	

9 8 7 6 5 4 3 2 1

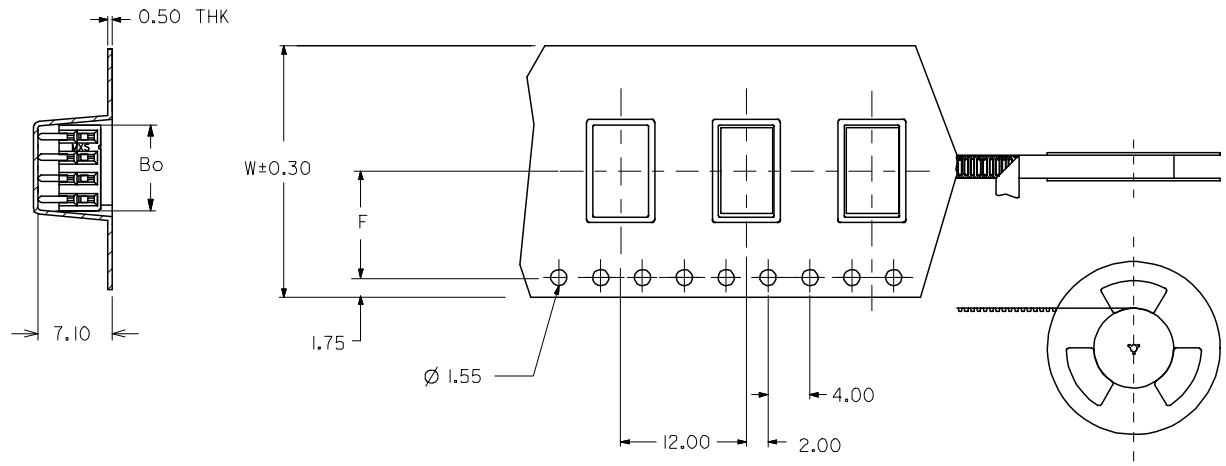


PART IN TUBE ORIENTATION.

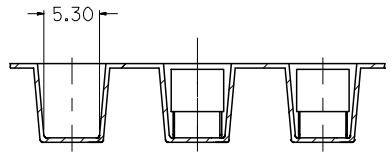
PART NUMBER 0.38um GOLD PLATING \triangle_2	PART NUMBER 0.76um GOLD PLATING \triangle_2	CKT. SIZE	DIM A	DIM B
87264-065*	87264-065*	6	4.00	6.20
87264-085*	87264-085*	8	6.00	8.20
87264-105*	87264-105*	10	8.00	10.20
87264-125*	87264-125*	12	10.00	12.20
87264-145*	87264-145*	14	12.00	14.20
87264-165*	87264-165*	16	14.00	16.20
87264-185*	87264-185*	18	16.00	18.20
87264-205*	87264-205*	20	18.00	20.20
87264-225*	87264-225*	22	20.00	22.20
87264-245*	87264-245*	24	22.00	24.20
87264-265*	87264-265*	26	24.00	26.20
87264-285*	87264-285*	28	26.00	28.20
87264-305*	87264-305*	30	28.00	30.20
87264-325*	87264-325*	32	30.00	32.20
87264-345*	87264-345*	34	32.00	34.20
87264-365*	87264-365*	36	34.00	36.20
87264-385*	87264-385*	38	36.00	38.20
87264-405*	87264-405*	40	38.00	40.20
87264-425*	87264-425*	42	40.00	42.20
87264-445*	87264-445*	44	42.00	44.20
87264-465*	87264-465*	46	44.00	46.20
87264-485*	87264-485*	48	46.00	48.20
87264-505*	87264-505*	50	48.00	50.20

ADD ASSY P/N FOR L/F EC NO: S2004-0866 DRAWN: SEE CHKD: ATSEE APPR: SKTOH	2004/07/26 2004/07/26 2004/07/26	QUALITY SYMBOLS $\nabla = 0$ $\sphericalangle = 0$	GENERAL TOLERANCES (UNLESS SPECIFIED)		DIMENSION STYLE MM ONLY		SCALE NTS	DESIGN UNITS METRIC	THIRD ANGLE PROJECTION				
					4 PLACES	± ---	± ---	DRAWN BY JWAN	DATE 1992/02/25	TITLE SALES DRAWING MGRID 2MM DUAL ROW S/ENTRY, RECEPT., T/H MOLEX INCORPORATED			
					3 PLACES	± ---	± ---	CHECKED BY MLA1	DATE 1992/02/25				
					2 PLACES	± 0.2	± ---	APPROVED BY RWONG	DATE 1992/02/25	DOCUMENT NO. SD-87264-**50		SHEET NO. 2 OF 3	
		1 PLACE	± ---	± ---	MATERIAL NO.		THIS DRAWING CONTAINS INFORMATION THAT IS PROPRIETARY TO MOLEX INCORPORATED AND SHOULD NOT BE USED WITHOUT WRITTEN PERMISSION						
		ANGULAR ± 3 °		DRAFT WHERE APPLICABLE MUST REMAIN WITHIN DIMENSIONS		SEE TABLE							

PART NUMBER 0.38um GOLD PLATING \triangle_2 (IN TAPE/REEL)	PART NUMBER 0.76um GOLD PLATING \triangle_2 (IN TAPE/REEL)	CKT SIZE	DIM W	DIM F	DIM Bo
87264-085*	87264-085*	8	24.00	11.50	8.80



← CUSTOMER PULL OUT DIRECTION



ADD ASSY P/N FOR L/F EC NO: S2004-0866 DRAWN:SEE CHKD:ATSEE APPR:SKTOH	2004/07/26 2004/07/26 2004/07/26	DESCRIPTION REV	QUALITY SYMBOLS	GENERAL TOLERANCES (UNLESS SPECIFIED)	DIMENSION STYLE	SCALE	DESIGN UNITS	THIRD ANGLE PROJECTION	
			$\nabla=0$		MM ONLY	NTS	METRIC		
			$\sphericalangle=0$						
					DRAWN BY JWAN	DATE 1992/02/25	TITLE SALES DRAWING MGRID 2MM DUAL ROW S/ENTRY, RECEPT., T/H		
					CHECKED BY MLA1	DATE 1992/02/25	MOLEX INCORPORATED		
					APPROVED BY RWONG	DATE 1992/02/25	DOCUMENT NO. SD-87264-**50		
					MATERIAL NO.		SHEET NO. 3 OF 3		
DRAFT WHERE APPLICABLE MUST REMAIN WITHIN DIMENSIONS				SEE TABLE		THIS DRAWING CONTAINS INFORMATION THAT IS PROPRIETARY TO MOLEX INCORPORATED AND SHOULD NOT BE USED WITHOUT WRITTEN PERMISSION			