

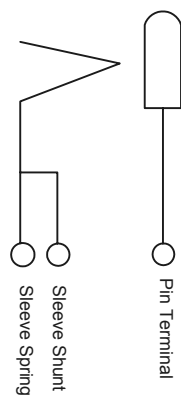
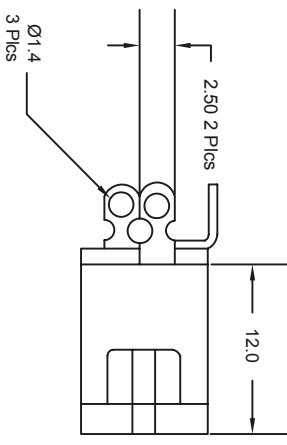
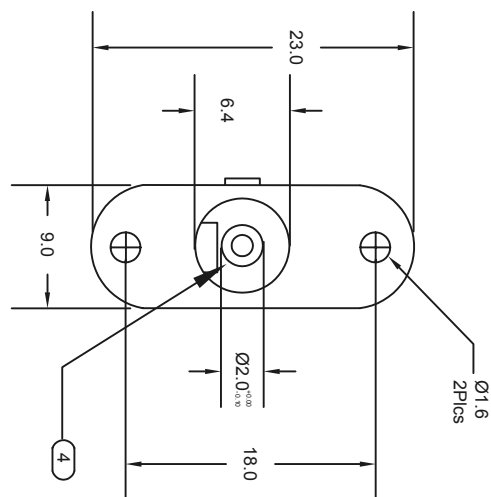
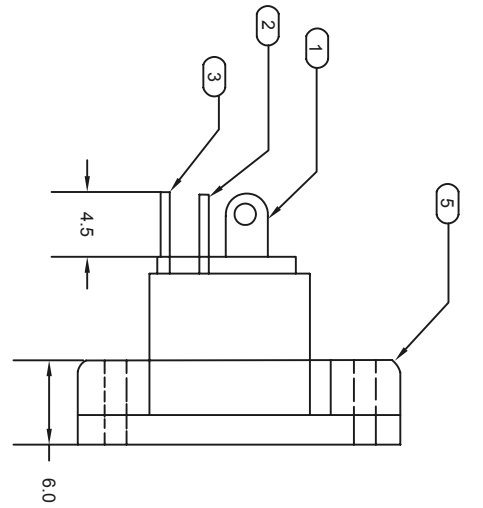


SPC
TECHNOLOGY

ALL RIGHTS RESERVED. NO PORTION OF THIS PUBLICATION, WHETHER IN WHOLE OR IN PART CAN BE REPRODUCED WITHOUT THE EXPRESS WRITTEN CONSENT OF SPC TECHNOLOGY.

SPC-F005.DWG

REVISONS		DCP No.	SPC-F005	Effective:	7/8/02	DCP No:	1398		
DCP #	REV	DESCRIPTION		DRAWN	DATE	CHECKD	DATE	APPRVD	DATE
		SHA	03-08-10	JAG	11-08-10	XXX	18-08-10		



Dimensions : Inches



Specifications:

- Contact rating : 5A at 6VDC
- Contact resistance : 30 milliohms maximum
- Insulation resistance : 100 Megohms minimum. at 500VDC
- Dielectric strength : 500VAC

Mechanical:

- Insertion force : 0.3 to 3.0 kg
- Withdrawal force : 0.3 to 3.0 kg
- Operating life : 5,000 cycles

Item	Description	Material/Finish
1	Pin Terminal	Brass, Silver Plated
2	Sleeve Shunt	Brass, Silver Plated
3	Sleeve Spring	Phosphor Bronze, Silver Plated
4	Pin	Brass, Nickel Plated
5	Housing	ABS, UL94HB

Part Number Table

Description	Part Number
DC Power Jack	SPC21368

TOLERANCES:

UNLESS OTHERWISE SPECIFIED, DIMENSIONS ARE FOR REFERENCE PURPOSES ONLY.

DISCLAIMER:
ALL STATEMENTS AND TECHNICAL INFORMATION CONTAINED HEREIN ARE BASED UPON INFORMATION AND/OR TESTS WE BELIEVE TO BE ACCURATE AND RELIABLE. SINCE CONDITIONS OF USE ARE BEYOND OUR CONTROL, THE USER SHALL DETERMINE THE SUITABILITY OF THE PRODUCT FOR THE INTENDED USE AND ASSUME ALL RISK AND LIABILITY WHATSOEVER IN CONNECTION THEREWITH.

DRAWN BY:	SHA	DATE:	03-08-10	DRAWING TITLE:	DC Power Jack		
CHECKED BY:	JAG	DATE:	11-08-10	SIZE:	DWG. NO.	ELECTRONIC FILE	REV
APPROVED BY:	XXX	DATE:	18-08-10	SCALE:	NTS	U.O.M.: INCHES [mm]	84n1186 A
	XXX						SHEET: 1 OF 1