

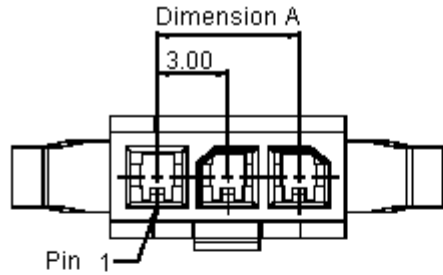


PART NO.

2261(5561)A-03

REVISIONS

ECN #	REV	DESCRIPTION	DRAWN	DATE	CHECKD	DATE	APPRVD	DATE
-	A	RELEASED	Ramya	04/8/08	Suresh	04/8/08	G. C	18/8/08

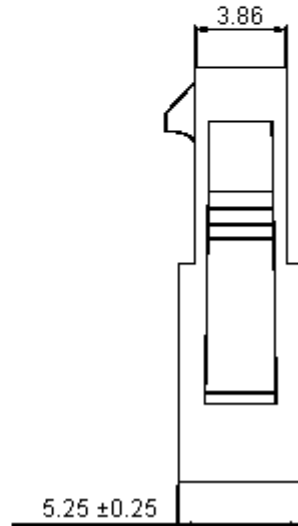
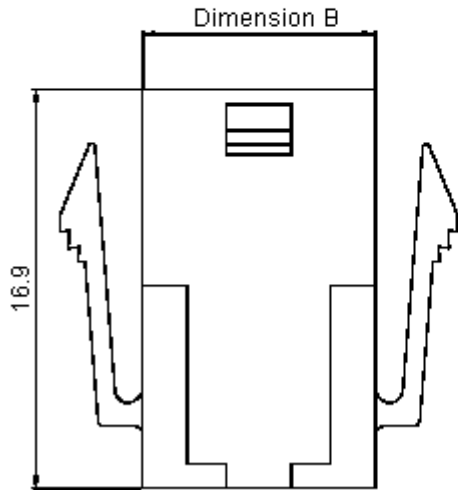


**Specifications:**

- Current rating : 5.0A ac/dc.
- Voltage rating : 250V ac/dc.
- Maximum contact resistance : 20mΩ.
- Minimum insulation resistance : 1000MΩ.
- Withstanding voltage : 1500V ac for one minute.
- Operating temperature range : -25°C to +105°C.

**Material and Finish:**

- Material : High temperature plastic (nylon 66).
- Contact : Phosphor bronze.
- Plating : Tin plated.
- Application wire : AWG #24 to #20.



Dimensions : Millimetres

This data sheet and its contents (the "Information") belong to the Premier Farnell Group (the "Group") or are licensed to it. No licence is granted for the use of it other than for information purposes in connection with the products to which it relates. No licence of any intellectual property rights is granted. The Information is subject to change without notice and replaces all data sheets previously supplied. The Information supplied is believed to be accurate but the Group assumes no responsibility for its accuracy or completeness, any error in or omission from it or for any use made of it. Users of this data sheet should check for themselves the Information and the suitability of the products for their purpose and not make any assumptions based on information included or omitted. Liability for loss or damage resulting from any reliance on the Information or use of it (including liability resulting from negligence or where the Group was aware of the possibility of such loss or damage arising) is excluded. This will not operate to limit or restrict the Group's liability for death or personal injury resulting from its negligence. SPC MULTICOMP is the registered trademark of the Group. © Premier Farnell plc 2008.

**TOLERANCES:**  
**UNLESS OTHERWISE SPECIFIED, DIMENSIONS ARE FOR REFERENCE PURPOSES ONLY.**

<b>DRAWN BY:</b>	<b>DATE:</b>
Ramya	04/08/08
<b>CHECKED BY:</b>	<b>DATE:</b>
Suresh	04/08/08
<b>APPROVED BY:</b>	<b>DATE:</b>
G.Cook	18/08/08

<b>DRAWING TITLE:</b>			
<b>Plug - Panel Mount, 3 Way</b>			
<b>SIZE</b>	<b>DWG NO.</b>	<b>ELECTRONIC FILE</b>	<b>REV</b>
<b>A</b>	<b>M10001558</b>	1578632-1578634_2_DWG	<b>A</b>
<b>SCALE: NTS</b>		<b>U.O.M.: mm</b>	<b>SHEET: 1 OF 2</b>



PART NO.

2261(5561)A-03

REVISIONS

ECN #	REV	DESCRIPTION	DRAWN	DATE	CHECKD	DATE	APPRVD	DATE
-	A	RELEASED	Ramya	04/8/08	Suresh	04/8/08	G. C	18/8/08

Specification Table

Number of Positions	A	B	Part Number
3	6.00	9.85	2261(5561)A-03

Dimensions : Millimetres

Part Number Explanation:

2261(5561)

A

03

Single Row

Number of Positions

Number of Positions : 03 = 3 Positions.

<http://www.farnell.com>

<http://www.newark.com>

<http://www.cpc.co.uk>

This data sheet and its contents (the "Information") belong to the Premier Farnell Group (the "Group") or are licensed to it. No licence is granted for the use of it other than for information purposes in connection with the products to which it relates. No licence of any intellectual property rights is granted. The Information is subject to change without notice and replaces all data sheets previously supplied. The Information supplied is believed to be accurate but the Group assumes no responsibility for its accuracy or completeness, any error in or omission from it or for any use made of it. Users of this data sheet should check for themselves the Information and the suitability of the products for their purpose and not make any assumptions based on information included or omitted. Liability for loss or damage resulting from any reliance on the Information or use of it (including liability resulting from negligence or where the Group was aware of the possibility of such loss or damage arising) is excluded. This will not operate to limit or restrict the Group's liability for death or personal injury resulting from its negligence. SPC MULTICOMP is the registered trademark of the Group. © Premier Farnell plc 2008.

TOLERANCES:

UNLESS OTHERWISE SPECIFIED, DIMENSIONS ARE FOR REFERENCE PURPOSES ONLY.

DRAWN BY:

Ramya

CHECKED BY:

Suresh

APPROVED BY:

G.Cook

DATE:

04/08/08

DATE:

04/08/08

DATE:

18/08/08

DRAWING TITLE:

Plug - Panel Mount, 3 Way

SIZE  
A

DWG NO.

M10001558

ELECTRONIC FILE  
1578632-1578634\_2\_DWG

REV  
A

SCALE: NTS

U.O.M.: mm

SHEET: 2 OF 2