


Jubilee®

The finest hose clip
in the world



Hose Clips



Jubilee is the original worm drive hose clip and for more than seventy years the company has supplied both original equipment and resale customers worldwide.

From the original patents to the current BS requirements the company has led the world with consistent high quality; combined with this has been eye catching point of sale material and practical packaging.

The comprehensive range of products enables users everywhere to be confident that Jubilee has a clip to suit their application.

Jubilee® the original — beware of imitations!



Jubilee clips are Kitemarked to BS 5315:1991 and the company is licensed to BS EN ISO 9002.

Jubilee were instrumental in the formulation of the original British Standards and as user customers all over the world will testify, the consistent high level of reliability has set Jubilee apart from its competitors.

BS 5315: 1991



CERTIFIED PRODUCT
LICENCE NO. 6246

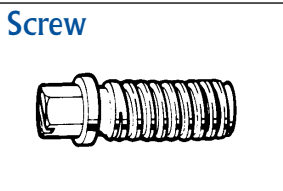


Reg. No. FM 547
QAS 3640/65

Jubilee® Range

- **Mild Steel Zinc Plated Clips** 9.5mm to 318mm
- **304 Stainless Steel Clips** 9.5mm to 318mm
- **316 Stainless Steel Clips** 9.5mm to 318mm
- **Nut and Bolt Clips** 7mm to 14mm
- **Aircraft Standard Clips** 2SP91/SP144
- **Jubilee Clipdrivers and Flexidriviers** with 7mm socket heads
- **Continuous Banding** ask for details

Hose Clip — Components — Test Performance



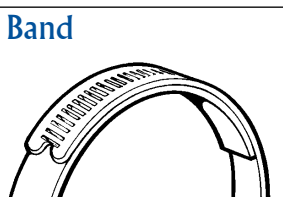
Screw

The specially designed 14 TPI screw form allows maximum working engagement with the band serrations which ensures smooth efficient transfer of torque to sealing ability. The 7mm hexagonal head screw has a screwdriver slot providing a variety of tightening methods



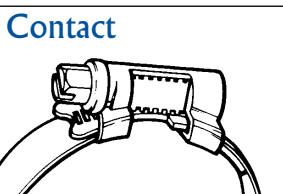
Housing

Five sizes of housings ensure the correct shape throughout the range. The unique Jubilee 'Crimp' not only retains the screw but also provides the maximum thrust area for the screw collar.



Band

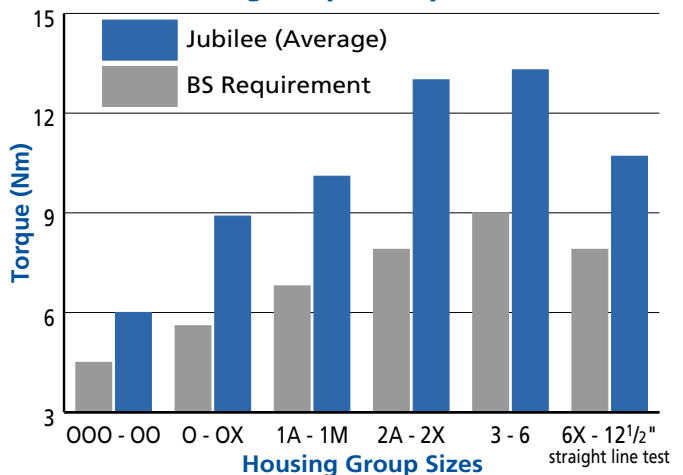
By pressing precisely formed serrations into the bands of strictly controlled 40—48 tons per sq. in. tensile steel a constant thread form is achieved which is further strengthened by work hardening.



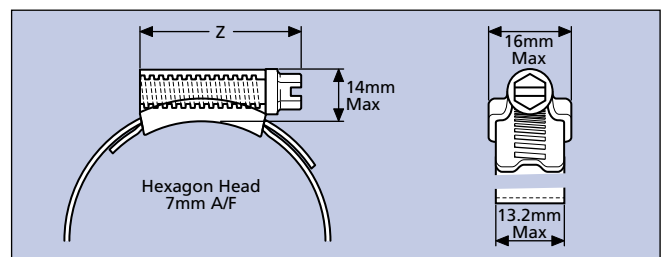
Contact

The assembly of the 3 components is the basis for the high level of quality in the finished Jubilee clip. Without adherence to tolerances and strict inspection/quality assurance systems, constant performance would not be achieved.

Ultimate Breaking Torque Graph



The performance of hose clips is determined by the hose type, spigot, tightening torque and hose working pressures — phone for technical advice.



Zinc Plated Mild Steel & Stainless Steel Clips



JUBILEE RANGE										
Size No.	BS No.	Adjustment		Band Width mm	'Z' Max.	Band Thickness mm	10's	Pack Sizes		Size No.
		mm	Inches					Bulk	Weights per 100 (Kgs)	
000	12	9.5 — 12	3/8 — 1/2	9	21	0.762	10— 100	500	1.2	000
MOO	16	11 — 16	1/2 — 5/8	9	21	0.762	10— 100	500	1.3	MOO
OO	20	13 — 20	1/2 — 3/4	9	21	0.762	10— 100	450	1.3	OO
O	22	16 — 22	5/8 — 7/8	13	25	0.914	10— 100	500	2.2	O
OX	25	18 — 25	3/4 — 1	13	25	0.914	10— 100	450	2.3	OX
1A	30	22 — 30	7/8 — 1 1/8	13	29	0.914	10— 100	350	2.8	1A
1	35	25 — 35	1 — 1 3/8	13	29	0.914	10— 100	275	3.0	1
1X	40	30 — 40	1 1/8 — 1 3/8	13	29	0.914	10— 100	200	3.1	1X
1M	45	32 — 45	1 1/4 — 1 3/4	13	29	0.914	10— 100	175	3.2	1M
2A	50	35 — 50	1 1/4 — 1 7/8	13	33	0.914	10— 100	150	3.9	2A
2	55	40 — 55	1 1/2 — 2 1/8	13	33	0.914	10— 100	125	4.0	2
2X	60	45 — 60	1 3/4 — 2 3/8	13	33	0.914	10— 100	250	4.2	2X
3	70	55 — 70	2 — 2 1/4	13	33	0.914	10— 100	200	4.5	3
3X	80	60 — 80	2 3/8 — 3 3/8	13	33	0.914	—	150	4.8	3X
4	90	70 — 90	2 1/4 — 3 1/2	13	33	0.914	—	125	5.1	4
4X	100	85 — 100	3 1/4 — 4	13	33	0.914	—	100	5.4	4X
5	120	90 — 120	3 3/4 — 4 1/2	13	33	0.914	—	100	6.0	5
6	140	110 — 140	4 1/4 — 5 1/2	13	33	0.914	—	75	6.9	6
6X	150	130 — 150	5 — 5 3/4	13	33	0.914	—	50	7.1	6X
7	165	135 — 165	5 1/4 — 6 1/2	13	33	0.914	—	50	7.6	7
7 1/2	190	158 — 190	6 1/4 — 7 1/2	13	33	0.914	—	50	8.5	7 1/2
8 1/2	216	184 — 216	7 1/4 — 8 1/2	13	33	0.914	—	50	9.1	8 1/2
9 1/2	242	210 — 242	8 1/4 — 9 1/2	13	33	0.914	—	50	9.9	9 1/2
10 1/2	267	235 — 267	9 1/4 — 10 1/2	13	33	0.914	—	50	10.5	10 1/2
11 1/2	292	260 — 292	10 1/4 — 11 1/2	13	33	0.914	—	50	11.3	11 1/2
12 1/2	318	286 — 318	11 1/4 — 12 1/2	13	33	0.914	—	50	12.2	12 1/2

SPECIFICATION			
Material	Mild Steel	304 Stainless Steel	316 Stainless Steel
Band Housing Screw Zinc Finish	BS1449 Pt. 1 BS1449 Pt. 1 BS3111 Meets BS7479 48 Hrs NSS	All components Type 304 BS1449 Pt. 2 DIN 1.4301 A2	All components Type 316 BS1449 Pt. 2 DIN 1.4401 A4

Jubilee Wingspade® Clips



SPECIFICATION		
Range	Working Dia. (mm)	Band/Screw/Housing:
000/12	8 — 12	Mild Steel Zinc Plated
M00/16	10 — 16	Wingspade:
00/20	12 — 20	Acetal Plastic
0X/25	16 — 25	Colour
1A/32	20 — 32	Blue
1X/40	25 — 40	(other colours on request)
2A/50	32 — 50	
2X/60	40 — 60	
3/70	50 — 70	

For colours other than blue, minimum order quantity 10,000 in 1 size.



Junior Clips



SPECIFICATION

Range	Working Dia. (mm)	Tightening Torque
NB 0709	7 — 9	Maximum: 1.2 Nm
NB 0810	8 — 10	
NB 0911	9 — 11	Screw 7mm A/F
NB 1012	10 — 12	
NB 1113	11 — 13	Material Zinc finished mild steel
NB 1214	12 — 14	
NB 1315	13 — 15	
NB 1416	14 — 16	
NB 1517	15 — 17	
NB 1618	16 — 18	

These products are used on fuel pipes and similar applications.

Jubilee Flexidriver® & Jubilee Clipdriver®

Rapid easy adjustment of Jubilee clips is made possible with our Flexidriver/Clipdriver range.

All are high quality precision products incorporating a 7mm A/F socket head especially designed for Jubilee hose clips.

The three types suit most workshops, maintenance and DIY applications.

Manufactured outside the BSI Scheme.




Sales Support Dispensers



Clip Dispenser



Handy Pack



Small Wall Box Dispenser



Large Wall Box Dispenser



Rotary Box Dispenser



L. Robinson & Co (Gillingham) Ltd,
London Chambers, Mill Road, Gillingham, Kent ME7 1HJ, England.
Tel: 01634 851182 Fax: 01634 280101 E-mail: jubilee regd@clips.demon.co.uk

beware of imitations!

