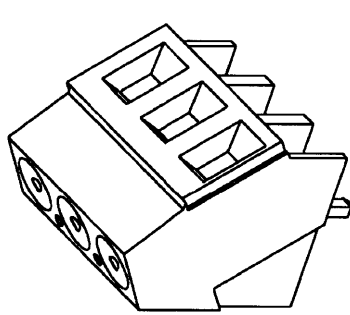
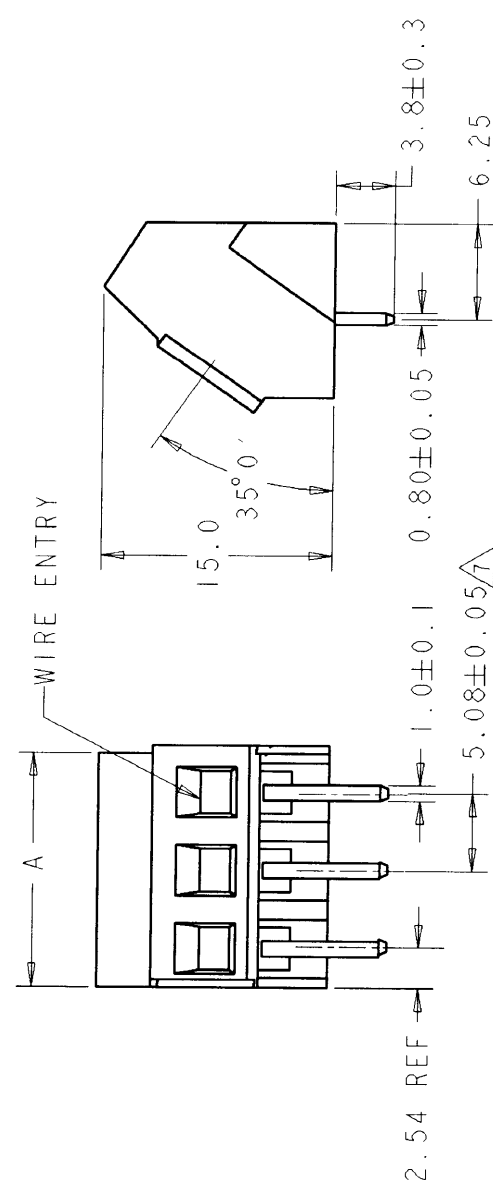
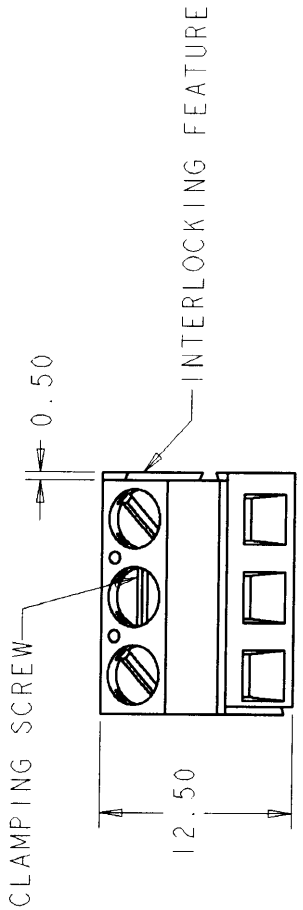


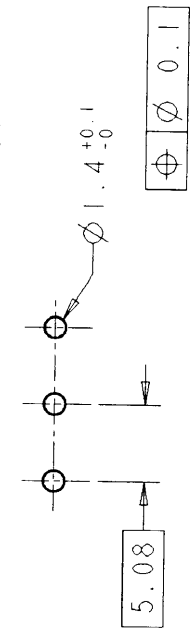
THIS DRAWING IS UNPUBLISHED.
 BY TYCO ELECTRONICS CORPORATION. ALL RIGHTS RESERVED.
 COPYRIGHT 20

REVOLUTIONS		DATE	DWN	APVD
P	LTR	DESCRIPTION		
C		REVISED PER 063B-0608-00	15MAR2001	EZ DB
D		REVISED PER 063B-0119-01	17AUG2001	EZ DB



- 3 AS SHOWN

RECOMMENDED PC BOARD LAYOUT



DIM. A	MARKING	COMPOSITION	N° POS.	PART NUMBER
45.72	9 SEE SHEET 2	3+3+3 pos.	9	1-282847-4
66.04	9 SEE SHEET 2	2+2+3+3+3 pos.	13	1-282847-3
60.96		3+3+3+3 pos.	12	1-282847-2
55.88		3+3+3+2 pos.	11	1-282847-1
50.80		3+3+2+2 pos.	10	1-282847-0
45.72		3+3+3 pos.	9	282847-9
40.64		3+3+2 pos.	8	282847-8
35.56		3+2+2 pos.	7	282847-7
30.48		3+3 pos.	6	282847-6
25.40		3+2 pos.	5	282847-5
20.32		2+2 pos.	4	282847-4
15.24			3	282847-3
10.16			2	282847-2

DIM. A MARKING **COMPOSITION** N° POS. PART NUMBER

DWN E. ZANOLINI SMAR2001
 CHK E. ZANOLINI SMAR2001
 APVD D. BJEVENOLIR SMAR2001
 PRODUCT SPEC D. BJEVENOLIR

BUCHANAN Tyco Electronics
 Harrisburg, PA 17105-3608

NAME TERMINAL BLOCK, PCB MOUNT
 ANGLED ENTRY WIRE, STACKING
 W/ INTERLOCK, 5.08mm, PITCH

APPLICATION SPEC
 WEIGHT
 FINISH

SIZE A3
 CAGE CODE 00779
 DRAWING NO. 282847

RESTRICTED TO

CUSTOMER DRAWING

SCALE 3.1 SHEET 1 OF 2 REV D