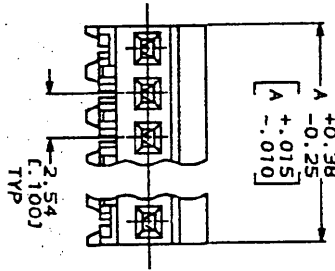
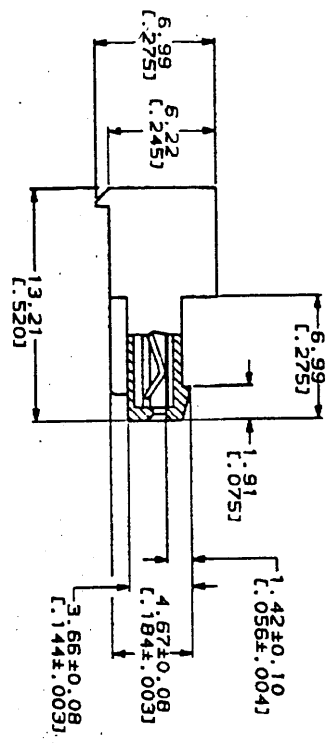



THIS DRAWING IS UNPUBLISHED.
 © Copyright 1987
 BY AMP CORPORATION, ALL RIGHTS RESERVED.



(640442)

588 258
 260 271
 283 295
 301 313

588-325

- 1. MATERIAL, CONNECTOR - NYLON U 94V-2 (BLUE) CONTACTS - 0.301(.012) THICK COPPER ALLOY (BRIGHT-TIN 0.00203 (.000080) MIN THK)
- 2. CONTACTS ACCEPT 26 AWG WIRE WITH 1.52(.050) MAX INSULATION DIAMETER.
- 3. CONTACTS MUST ACCEPT 0.64±0.03(.025 ±.001) SQUARE POST AND REMAIN LOCKED IN POSITION.
- 4. IDENTIFICATION NUMBER FOR LAST CIRCUIT MAY NOT APPEAR ON ALL ASSEMBLIES.
- 5. DIMENSIONS IN BRACKETS ARE IN INCHES.
- 6. HOUSING FEATURES ARE CLOSED END WITH LOCKING RAMP.

METRIC

DO NOT SCALE PRINT. DIMENSIONS IN MM (INCHES) TOLERANCES ON: 1. P.C. DEC. ± 0.13 (.005) 2. ANGLES ± .5	OR 8. LEVIS 4-2-91 8. SHINE 4-2-91	NAME AMP AMP Incorporated Harrisburg, PA 17105-2800
APPRO 8. MILLER 4-2-91	PRODUCT SPEC 108-1050	MTA 100 CONNECTOR ASSEMBLY, 26 AWG, STANDARD
APPLICATION SPEC 114-1019	SCALE 5:1	SIZE 00779
WEIGHT		DRAWING NO 640442
		SHEET 1 OF 1

QTY	DESCRIPTION	DATE	APP'D
71.12	(2.800)	28	2-640442-8
68.58	(2.700)	27	2-640442-7
66.04	(2.600)	26	2-640442-6
63.50	(2.500)	25	2-640442-5
60.96	(2.400)	24	2-640442-4
58.42	(2.300)	23	2-640442-3
55.88	(2.200)	22	2-640442-2
53.34	(2.100)	21	2-640442-1
50.80	(2.000)	20	2-640442-0
48.26	(1.900)	19	1-640442-9
45.72	(1.800)	18	1-640442-8
43.18	(1.700)	17	1-640442-7
40.64	(1.600)	16	1-640442-6
38.10	(1.500)	15	1-640442-5
35.56	(1.400)	14	1-640442-4
33.02	(1.300)	13	1-640442-3
30.48	(1.200)	12	1-640442-2
27.94	(1.100)	11	1-640442-1
25.40	(1.000)	10	1-640442-0
22.86	(.900)	9	640442-9
20.32	(.800)	8	640442-8
17.78	(.700)	7	640442-7
15.24	(.600)	6	640442-6
12.70	(.500)	5	640442-5
10.16	(.400)	4	640442-4
7.62	(.300)	3	640442-3
5.08	(.200)	2	640442-2

640442

CUSTOMER DRAWING