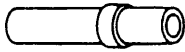

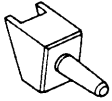




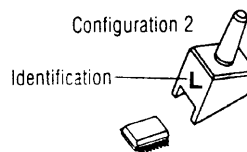
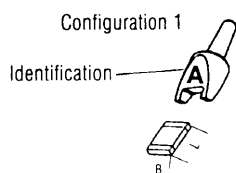
* 334-8568 = SMT&K.

SMD-tips and adaptor

What you need is one adaptor and the corresponding tip. The adaptor can be used for all tips so that you need it only once.

Tip	Adaptor	Type	Order-No.
1,2		MLR 80 / WSP 80	5 44 417 99
		LR 21, FE 50, T3001	5 44 300 99
Support for tips			5 15 017 99

Tip	Component		Code-No.		Order-Nr.
Identification	Size of component		IEA/inch		IECQ/mm
	Inch L x W	metric mm L x W			
A/1 	.040 x .050	1,0 x 1,2	0405	10 12	5 44 301 99
	.050 x .040	1,2 x 1,0	0504	12 10	
	.050 x .050	1,2 x 1,2	0505	12 12	
	.060 x .030	1,6 x 0,8	0603	16 08	
B/1	.070 x .050	1,8 x 1,2	0705	18 12	5 44 302 99
	.080 x .050	2,0 x 1,2	0805	20 12	
C/1	.100 x .050	2,5 x 1,2	1005	25 12	5 44 303 99
D/1	.120 x .060	3,2 x 1,6	1206	32 16	5 44 304 99
	.120 x .100	3,2 x 2,5	1210	32 25	
E/1	.150 x .050	3,8 x 1,2	1505	38 12	5 44 305 99
F/1	.180 x .050	4,5 x 1,2	1805	45 12	5 44 306 99
	.180 x .080	4,5 x 2,0	1808	45 20	
	.180 x .120	4,5 x 3,2	1812	45 32	
G/1 	.180 x .250	4,5 x 6,4	1825	45 64	5 44 307 99
	.220 x .200	5,6 x 5,0	2220	56 50	
H/1 	.138 x .063	3,6 x 1,5	SOD 80	37 15	5 44 308 99
	.138 x .081	3,6 x 2,0	SOD 87		
I/1	.118 x .098	3,0 x 2,50	SOT 23		5 44 309 99
	.118 x .098	3,0 x 2,50	SOT 143		
J/1	.181 x .167	4,6 x 4,2	SOT 89		5 44 310 99
K/2 	.197 x .157	5,0 x 4,0	SO 8		5 44 311 99
	.344 x .157	8,7 x 4,0	SO 14		



*