







Control Circuit Devices

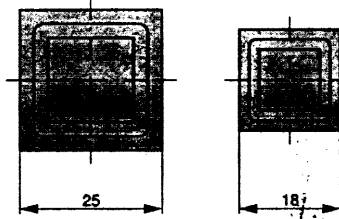
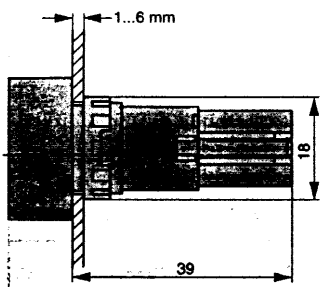
1	2	3	4	5	6	7	
					Type	Price	Std. pack
					Article no.		
			Life				
			t_{mean} (AC)				
Filament bulbs							
Wedge Base W 2 x 4.6 d, 1 W							
6 V		10 000 h		WBGL 6 090223	See Price List	See Price List	50
12 V		15 000 h		WBGL 12 089968	See Price List	See Price List	50
24 V		7 000 h		WBGL 24 089247	See Price List	See Price List	100
Multiple LEDs							
Wedge Base W 2 x 4.6 d							
For DC and AC, 0.25 W							
6 V	Yellow	60 000 h		WBLED-GE 6 055711	See Price List	See Price List	10
6 V	Green	60 000 h		WBLED-GN 6 055712	See Price List	See Price List	10
6 V	Red	60 000 h		WBLED-RT 6 055713	See Price List	See Price List	10
12 V	Yellow	60 000 h		WBLED-GE 12 055714	See Price List	See Price List	10
12 V	Green	60 000 h		WBLED-GN 12 055715	See Price List	See Price List	10
12 V	Red	60 000 h		WBLED-RT 12 055716	See Price List	See Price List	10
24 V	Yellow	60 000 h		WBLED-GE 24 089226	See Price List	See Price List	10
24 V	Green	60 000 h		WBLED-GN 24 090196	See Price List	See Price List	10
24 V	Red	60 000 h		WBLED-RT 24 089189	See Price List	See Price List	10
Combination box spanner							
For lock nut with bulb extractor							
				R 16-MS 090297	See Price List	See Price List	10
Insulated sleeve							
For 2.8 x 0.8 mm fast-on connectors, can be connected from the front							
				ISH 2.8 090267	See Price List	See Price List	100
2.8 x 0.8 mm fast-on connectors for 0.5-1 mm ² cable cross-sections							
				LT 306.022.3 058863	See Price List	See Price List	100
Blanking plugs IP 65							
Black							
To blank off reserve locations							
For 18 x 18 mm grid spacing							
For 25 x 25 mm grid spacing							
				Q 18BS 037985	See Price List	See Price List	10
				Q 25BS 036976	See Price List	See Price List	10
Anti-rotation feature							
Guard ring for anti-rotation feature of all RMQ 16 actuators							
				VS 046301	See Price List	See Price List	50

Prefabricated plug-in cables, see Page 01/015


Control Circuit Devices

Actuators and indicators

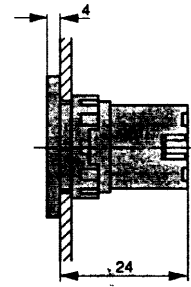
Square style



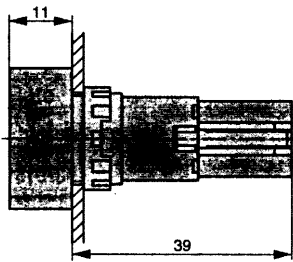
Q 25 PV
Q 25 LPV



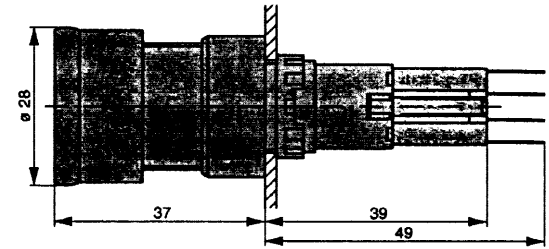
Q...BS



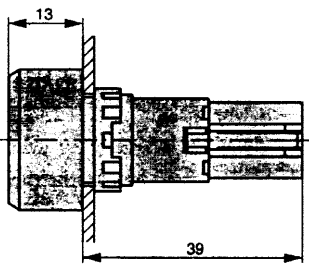
Q...D-...
Q...DR-...



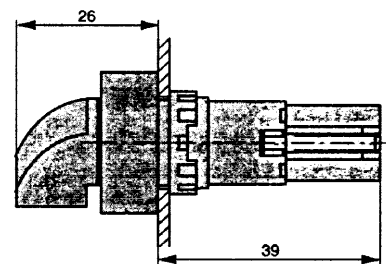
Q 25 PV
Q 25 LPV



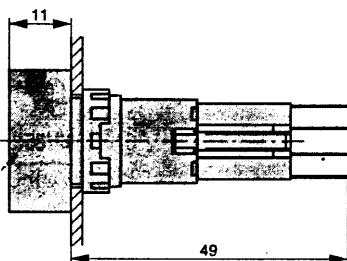
Q...S...



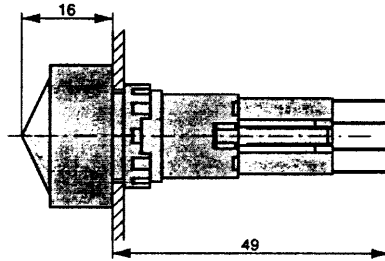
Q...WK...



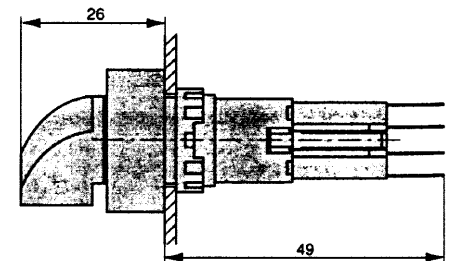
Q...LT-...
Q...LTR-...
Q...LF-...



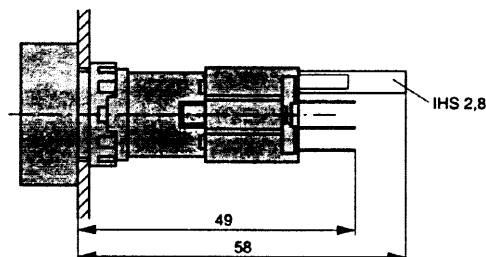
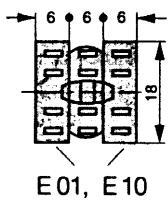
Q...LH...



Q...LWK...



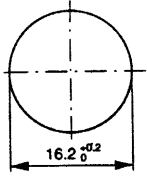
Front fixing



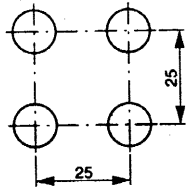
Mounting hole

Grid dimension

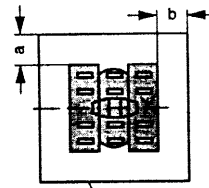
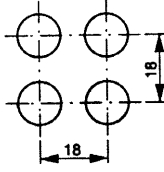
Mounting distance



To IEC 947
Q 25...



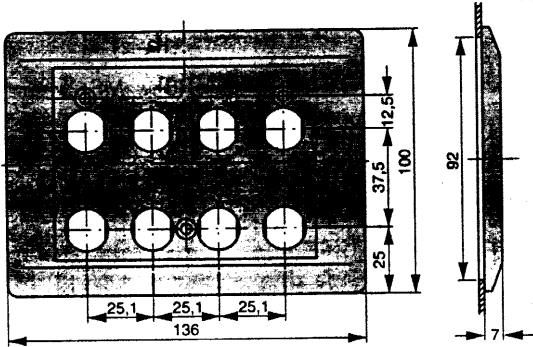
Minimum grid dimension
Q 18...



Mounting
distances a
and b: 5 mm

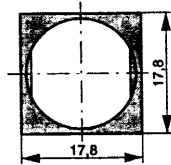
Exposed conductive part (metal)

E8/E8-SW

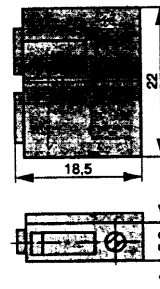


Cutout dimension: 92 x 94 mm

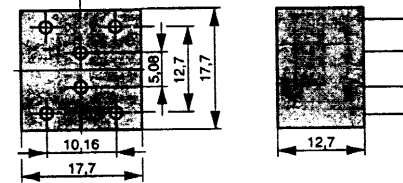
VS



SRA...

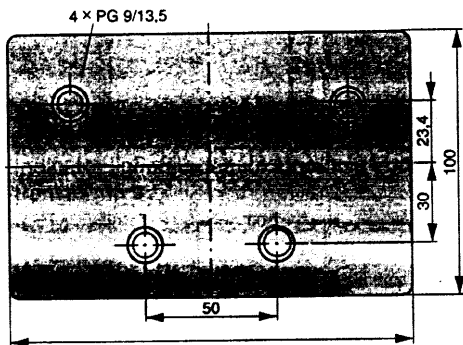


PRA 16

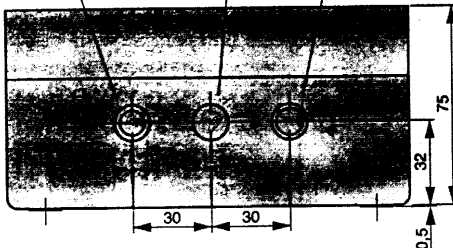


Cross-section of solder pins: 0.6 x 0.6 mm

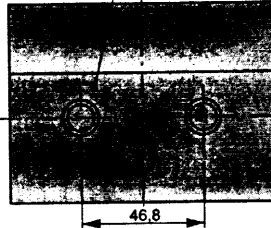
I8



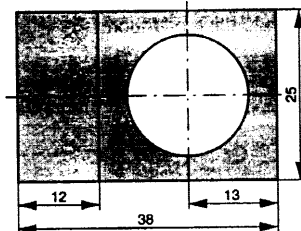
PG 9, PG 13,5 PG 13,5 PG 9, PG 13,5



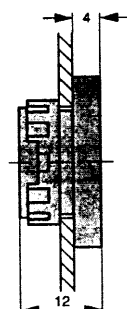
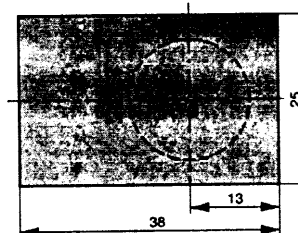
2 x PG 9/13,5



Q 25 TS-...



Q 25 AS



Fixing holes 2 x Ø 4.5 mm
Spacing dimension: 128 mm

