

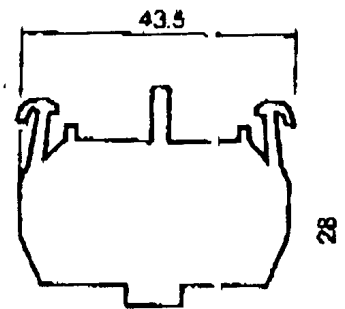
Please find all the information I can obtain on the 2GORC.

Please note that only two extra single pole switching elements can be fitted to each push-button.


Each switching element is rated at 10a lth. max.

W x H x D
125 x 83 x 59

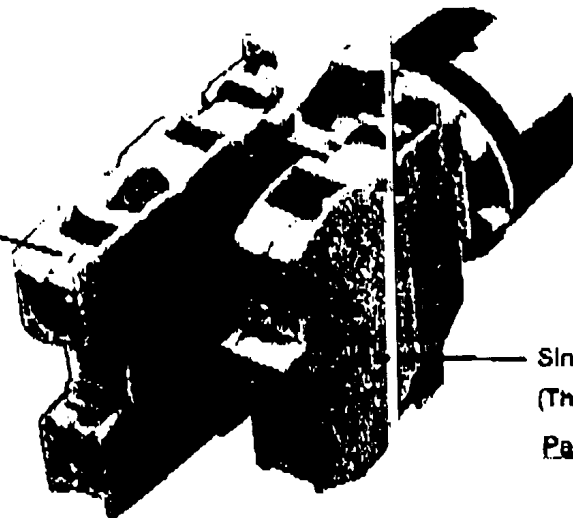
Front mounting




Single pole (sh. flow)



Double pole element
(Six maximum)
Panel depth 64mm



Single pole element
(Three maximum)
Panel depth 53mm



715 3089