

**Contacts
Series 2**

593254

593-199

Dimensioning:
Dimensions are in inches and millimeters.
Values in brackets are metric equivalents.
Charts contain dimensions in inches over
millimeters.


Crimp Snap-In Contacts

Contact Size—20 DF
Pin Diameter—.040 [1.02]
***Test Current**—7.5 amperes
(Single contact, free-air test current;
not to be construed as contact rating
current. Use only for testing.)

Materials:
Pin Body—Brass
Socket—Phosphor bronze

Contact Finish:
A—Select—Gold flash over nickel
on entire contact, with additional
.000030 [0.00076] gold on mating
end
B—Duplex—.000030 [0.00076]
gold on mating end, tin-lead on
termination end, with entire contact
nickel underplated
C—Gold flash over nickel on entire
contact
D—Duplex—Gold flash on mating
end, tin-lead on termination end,
with entire contact nickel
underplated
E—Duplex—Gold flash on mating
end, tin-lead on termination end,
with entire contact nickel
underplated (Short Point of
Contact [S.P.O.C.])

***Note:** Total current capacity of
each contact in any given connector
is dependent on the heat rise
resulting from the combination of
electrical loads of all contacts in the
connector arrangement and the
maximum ambient temperature in
which the connector will be
operating.



**Insertion/Extraction Tool
No. 91285-1**

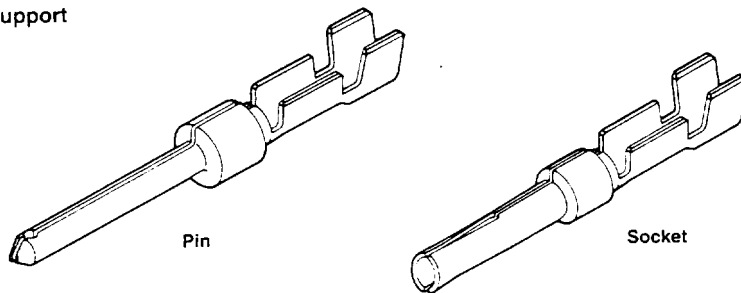
**Instruction Sheet—
IS-9404**

This tool includes
interchangeable tips to
Insert/Extract:

- Size 22, 28-22 AWG [0.08-0.03 mm²] Crimp Contacts
- Size 20, 28-20 AWG [0.08-0.6 mm²] Crimp and Solder Cup Contacts
- Size 20, Posted Contacts

For drawings, technical data or
samples, contact your AMP sales
engineer or call the AMP Product
Information Center 1-800-522-6752.

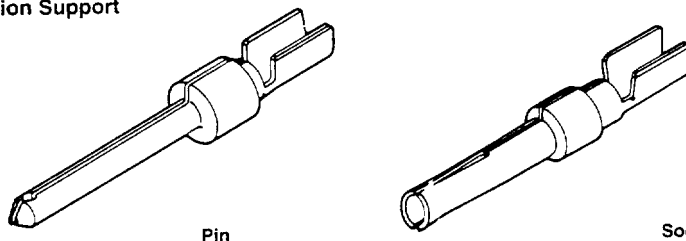
With Insulation Support



Wire Size Range	Ins. Dia. Max.	Contact Finish Code	Contact Part Nos.				Tooling		Color Code (Loose Form)
			Pin		Socket		Quick-Change Applicator	Hand Tool	
			Strip Form	Loose Piece	Strip Form	Loose Piece			
28-24 AWG [0.08-0.2 mm ²]	.040 1.02	A	66507-3	66507-9	66505-3	66505-9	466423-11 466423-21 466901-12	90302-1	Blue Dot
		B	3-66507-0	5-66507-7	6-66505-0	6-66505-2			
		C	66507-4	1-66507-0	66505-4	1-66505-0			
		D	3-66507-1	5-66507-9	5-66505-7	5-66505-9			
26-22 AWG [0.12-0.4 mm ²]	.060 1.52	A	66682-2	66682-4	66683-2	66683-4	466758-11 466758-21 466963-12	90374-1	Black Dot
		B	66682-9	1-66682-1	1-66683-0	1-66683-2			
		C	66682-6	66682-8	66683-7	66683-9			
		D	745254-2	745254-6	745253-2	745253-6			
24-20 AWG [0.2-0.6 mm ²]	.060 1.52	A	66506-3	66506-9	66504-3	66504-9	466422-11 466422-21 466900-12	90302-1	Red Dot
		B	2-66506-4	5-66506-7	5-66504-9	6-66504-0			
		C	66506-4	1-66506-0	66504-4	1-66504-0			
		D	2-66506-5	5-66506-9	5-66504-6	5-66504-7			
		E	—	—	748321-2	748321-6			

¹Quick-Change Applicator No. with -1 is for a "T" terminating unit used in automatic machines;
-2 is for a "K" or "Q" AMP-O-LECTRIC bench machine, shown on page 52.
²These applicators are for use in the AMP-O-MATIC Stripper/Crimper machine, shown on page 52.
Note: Maintenance and Repair Tool for Wire Size 28-24 AWG [0.08-0.2 mm²] (Ins. Dia. Max. .040 [1.02])
and Wire Size 24-20 AWG [0.2-0.6 mm²] (Ins. Dia. Max. .060 [1.52])—No. 90312-1.

Without Insulation Support



Wire Size Range	Ins. Dia. Max.	Contact Finish Code	Contact Part Nos.				Tooling		Color Code (Loose Form)
			Pin		Socket		Quick-Change Applicator	Hand Tool	
			Strip Form	Loose Piece	Strip Form	Loose Piece			
28-24 AWG [0.08-0.2 mm ²]	.068 1.73	A	205310-2	205310-8	205311-3	205311-9	466506-11 466506-21 466903-12	90265-1	Blue Dot
		B	2-205310-5	2-205310-7	2-205311-1	2-205311-3			
		C	205310-4	1-205310-0	205311-4	1-205311-0			
		D	2-205310-2	2-205310-4	1-205311-8	2-205311-0			
24-20 AWG [0.2-0.6 mm ²]	.068 1.73	A	205202-2	205202-4	205201-3	205201-5	466505-11 466505-21 466902-12	90265-1	Red Dot
		B	2-205202-5	2-205202-7	2-205201-5	2-205201-7			
		C	205202-6	205202-7	205201-6	205201-7			
		D	2-205202-2	2-205202-4	2-205201-2	2-205201-4			
22-18 AWG [0.3-0.9 mm ²]	.068 1.73	A	745229-2	745229-4	745230-2	745230-4	567033-11 567033-21	90405-1	Green Dot
		B	1-745229-1	1-745229-3	1-745230-1	1-745230-3			
		C	745229-5	745229-7	745230-5	745230-7			
		D	745229-8	1-745229-0	745230-8	1-745230-0			

¹Quick-Change Applicator No. with -1 is for a "T" terminating unit used in automatic machines;
-2 is for a "K" or "Q" AMP-O-LECTRIC bench machine, shown on page 52.
²These applicators are for use in the AMP-O-MATIC Stripper/Crimper machine, shown on page 52.
Note: Wire insulation diameter is limited by the connector housing cavity and clearance for the insertion/extraction tool.

Series 2