



General data

LUMOTAST 25 pushbutton range

- Illuminable pushbuttons and signal lamps. Please order lamps/LEDs separately.
- Mounting hole diameter: 16.2 mm
- 42 V/100 mA max.
- Water-jet proof IP65
- Low profile
- Lamp socket Bi-Pin T 1 for LEDs and filament lamps
- Keyed socket connector and flat ribbon cable or PCB plug-in socket
- Ring nut or click fixing method.

Content

LUMOTAST 25 illuminated pushbutton

LUMOTAST 25 illuminated pushbutton with flush lens, "Click" quick-assembly feature	1 - 22
LUMOTAST 25 illuminated pushbutton with flush lens, ring nut fixing	1 - 24
LUMOTAST 25 illuminated pushbutton with protruding lens, "Click" quick-assembly feature	1 - 25
LUMOTAST 25 illuminated pushbutton with protruding lens, ring nut fixing	1 - 25
LUMOTAST 25 illuminated pushbutton with protruding collar, "Click" quick-assembly feature	1 - 26
LUMOTAST 25 illuminated pushbutton with protruding collar, ring nut fixing	1 - 26

LUMOTAST 25 selector switch

LUMOTAST 25 selector switch, ring nut fixing	1 - 28
	1 - 29

LUMOTAST 25 keylock switch

LUMOTAST 25 keylock switch	1 - 30
	1 - 31

LUMOTAST 25 emergency stop pushbutton

LUMOTAST 25 emergency stop pushbutton, ring nut fixing	1 - 32
	1 - 33

LUMOTAST 25 signal lamp

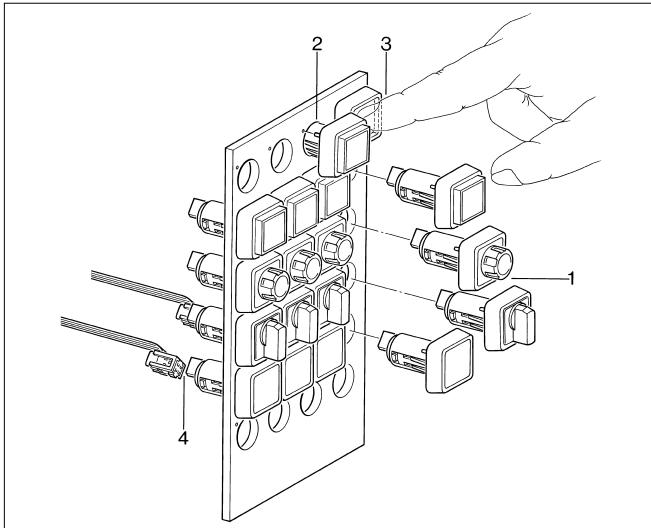
LUMOTAST 25 signal lamp, 24 V, "Click" quick-assembly feature	1 - 34
LUMOTAST 25 signal lamp, 24 V, ring nut fixing	1 - 35
	1 - 36

Series LUMOTAST 25

16.2 mm mounting hole diameter

1

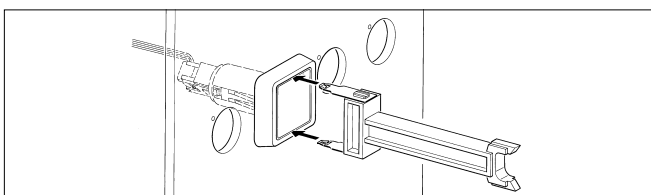
Design Click-Version



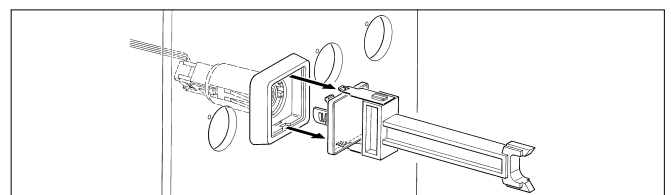
1. As delivered
2. Insert pushbutton in hole
3. Actuate once
4. Insert connector with flat-ribbon cable

Disassembly Click-Version

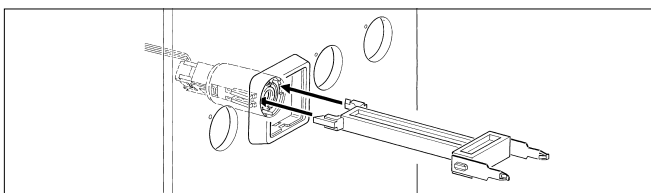
Click-Version from front (only for pushbuttons and signal lamps with special tool for dismounting)



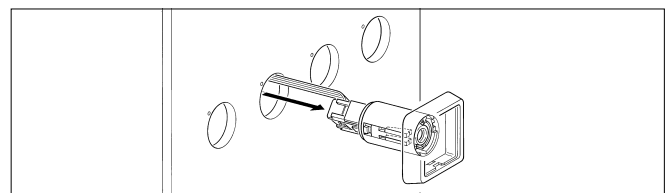
1. Grip body/lens



2. Pull out body/lens



3. Release click lever



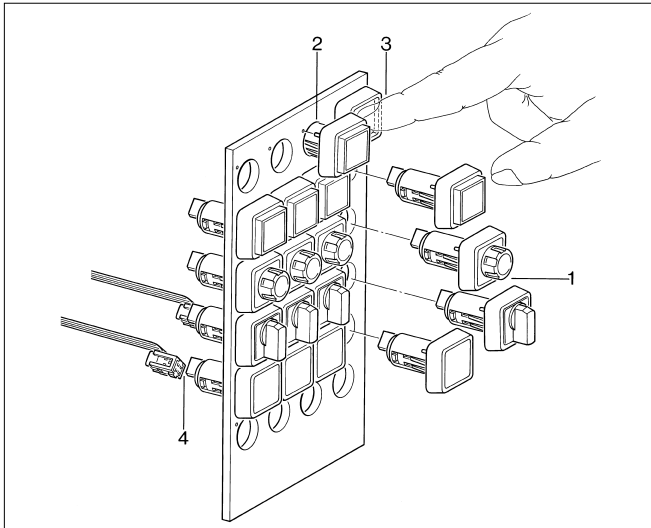
4. Pull out pushbutton/signal lamp with cable

Series LUMOTAST 25

16.2 mm mounting hole diameter

1

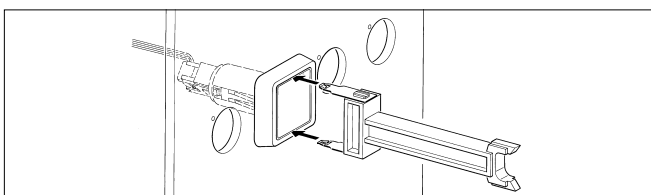
Design Click-Version



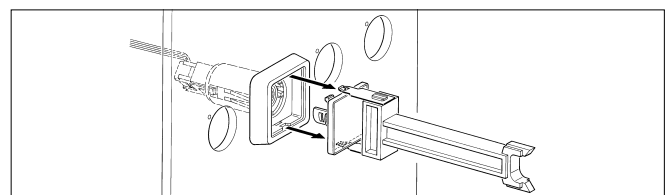
1. As delivered
2. Insert pushbutton in hole
3. Actuate once
4. Insert connector with flat-ribbon cable

Disassembly Click-Version

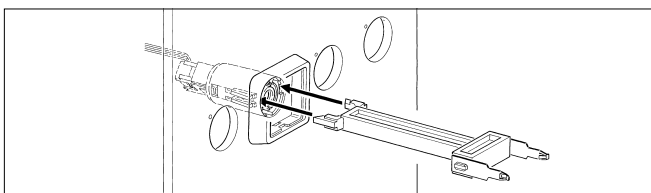
Click-Version from front (only for pushbuttons and signal lamps with special tool for dismounting)



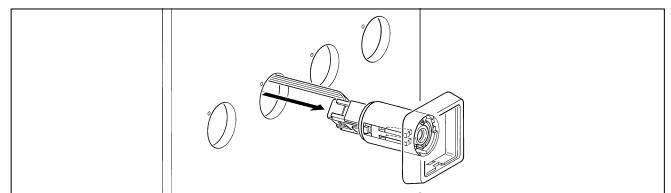
1. Grip body/lens



2. Pull out body/lens



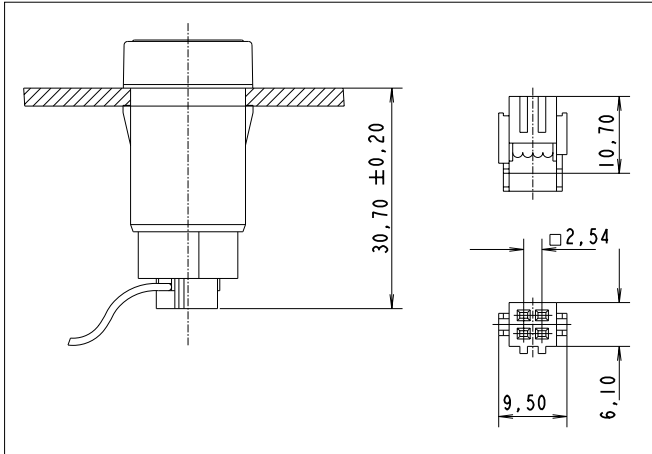
3. Release click lever



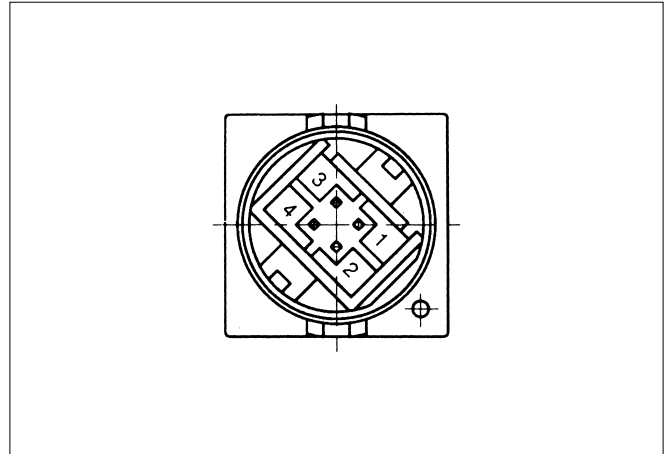
4. Pull out pushbutton/signal lamp with cable

Dimensional drawing

With quick connector and flat-ribbon cable

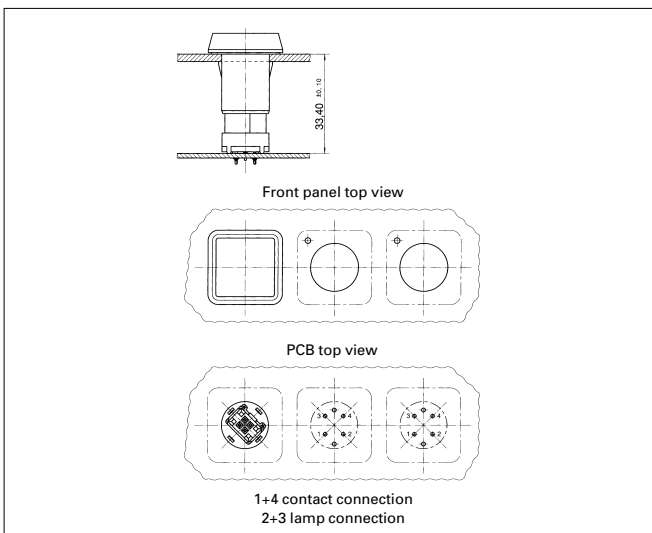


Connection diagram (PCB top view)

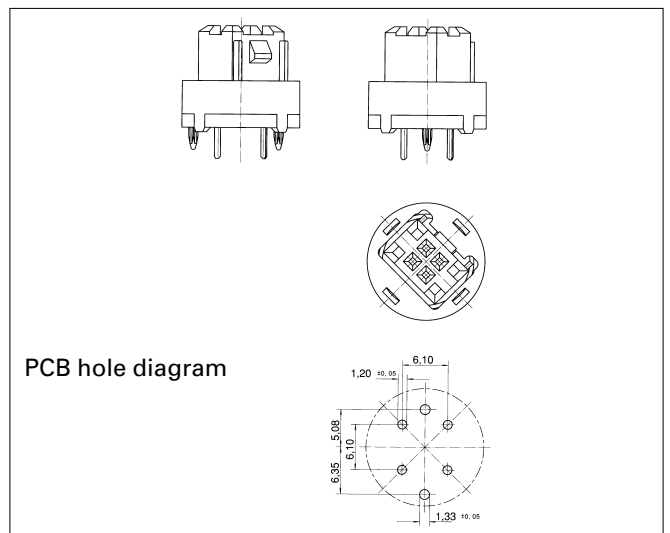


1 + 4 = pushbutton connection 2 + 3 = lamp connection

With plug-in socket



Plug-in socket for PCB



PCB hole diagram

1

LUMOTAST 25 illuminated pushbutton



Technical data

LUMO
25

General information

Form of lens see order block
 Colour of lens see order block
 Form of collar square

Dimensions

Length of collar 25 mm
 Width of collar 25 mm
 Overall height 7.1 mm
 Mounting depth with connector 30.7 mm
 Mounting depth with plug-in socket 33.4 mm
 Mounting hole 16.2 mm

Mechanical design

Mounting see order block
 Terminals pin connector 4-pol./ plug-in socket
 Contact system snap-action contact
 Contact function momentary
 Contact arrangement 1 NO
 Contact materials Au
 Illuminability yes
 Lamp socket Bi-Pin T 1/T 1¼

Mechanical characteristics

Operating force max. 6 N
 Operating travel 3 mm
 Switching travel 2 mm
 Robustness min. 100 N

Electrical characteristics

Rated voltage AC/DC max. 42 V
 Rated voltage AC/DC min. 0.02 V
 Rated current AC/DC max. 100 mA
 Rated current AC/DC min. 0.01 mA
 Contact resistance max. 100 mΩ
 Bouncing time max. 5 ms


















Other specifications

Operating life (operations) 1,000,000
 Degree of protection from front side IP65
 Ambient temp. operating without lamp min. -25 °C
 Ambient temp. operating without lamp max. +70 °C
 Ambient temp. operating with lamp min. -25 °C
 Ambient temp. operating with lamp max. +55 °C
 Storage temperature min. -40 °C
 Storage temperature max. +80 °C
 Resistance to climate acc. to IEC 600 68-2-3 und 2-30 according to IEC 600 68-2-3 and 2-30
 Resistance at variable environment acc. to IEC 600 68-2-14 und 2-33 according to IEC 600 68-2-14 and 2-33
 Weight 7 g

Accessories LUMOTAST 25 illuminated pushbutton

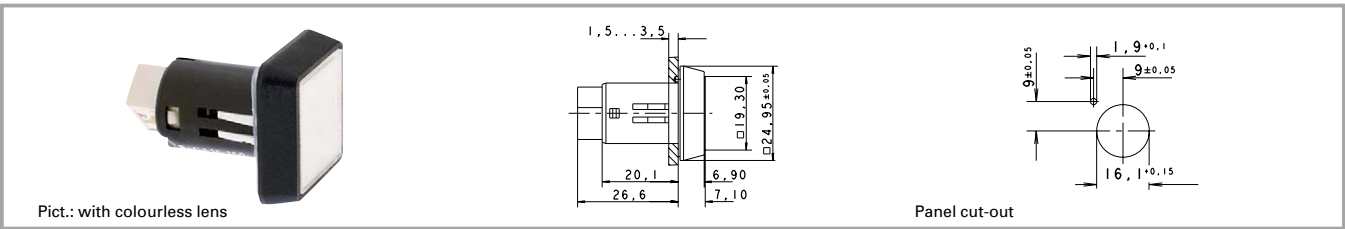
Description	Photo	Order no.	Page
Filament lamp, Bi-Pin T 1¼ base, 12 V		1.90.180.474/0000	5 - 5
Filament lamp, Bi-Pin T 1¼ base, 28 V		1.90.180.475/0000	5 - 5
LED Bi-Pin T 1 superbright, red, 24 V		1.90.690.351/0000	5 - 17

Accessories LUMOTAST 25 illuminated pushbutton

Description	Photo	Order no.	Page
LED Bi-Pin T 1 superbright, green, 24 V		1.90.690.352/0000	5 - 17
LED Bi-Pin T 1 superbright, yellow, 24 V		1.90.690.353/0000	5 - 17
LED Bi-Pin T 1 superbright, blue, 24 V		1.90.690.354/0000	5 - 17
LED Bi-Pin T 1 superbright, white, 24 V		1.90.690.355/0000	5 - 17
LED Bi-Pin T 1, red, 3 V		1.90.691.026/0000	5 - 17
LED Bi-Pin T 1, green, 3 V		1.90.691.027/0000	5 - 17
LED Bi-Pin T 1, yellow, 3 V		1.90.691.028/0000	5 - 17
Plug-in socket for PCB		5.00.645.036/0000	5 - 25
Cable (flat ribbon cable 10 cm with socket connector and male quick connector, AMP 4-pin)		5.03.771.306/0000	5 - 24
Disassembly tool for LUMOTAST 25, RAFIX 16		5.05.800.042/0000	2 - 65 5 - 24
Blanking cap complete with sealing disc and ring nut, square		5.05.800.049/0100	5 - 29
Label holder, flush, for square collar		5.07.620.004/0000	2 - 66
Flat ribbon cable, 4-wire, 1 m long		5.37.700.124/0000	5 - 25
Fixing spanner M 15, M 16		5.58.002.019/0105	5 - 23
Legend insert, blank, use only for transparent lenses		5.70.635.000/2000	
Legend label 23 x 16 for label holder, without legend		5.73.111.000/0000	2 - 66
Socket connector, 4-pin		5.92.025.368/0000	5 - 24

1

LUMOTAST 25 illuminated pushbutton with flush lens, „Click“ quick-assembly feature



Contact function	Contact arrangement	Order no. without lens	Note
momentary	1 NO	1.15.150.506/0000	Please include the desired lens in your order.

Technical data see page 1 - 22

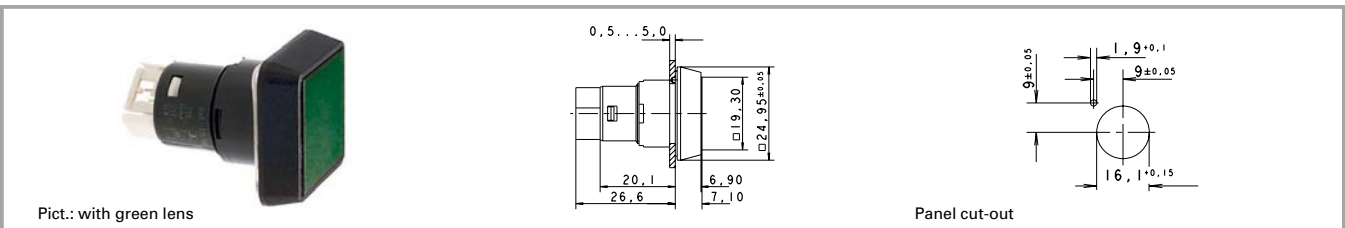
Lenses:

- Lens, square, transparent colourless: **5.49.077.011/1002**
- Lens, square, transparent red: **5.49.077.011/1306**
- Lens, square, transparent yellow: **5.49.077.011/1403**
- Lens, square, transparent green: **5.49.077.011/1505**
- Lens, square, transparent blue: **5.49.077.011/1607**

Note when using LEDs: A notch on the lamp socket identifies the cathode side.

LUMO
25

LUMOTAST 25 illuminated pushbutton with flush lens, ring nut fixing



Contact function	Contact arrangement	Order no. without lens	Note
momentary	1 NO	1.15.150.556/0000	Please include the desired lens in your order.

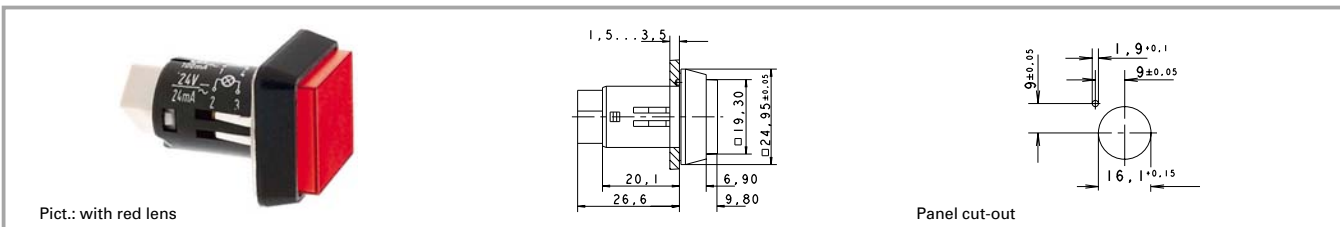
Technical data see page 1 - 22

Lenses:

- Lens, square, transparent colourless: **5.49.077.011/1002**
- Lens, square, transparent red: **5.49.077.011/1306**
- Lens, square, transparent yellow: **5.49.077.011/1403**
- Lens, square, transparent green: **5.49.077.011/1505**
- Lens, square, transparent blue: **5.49.077.011/1607**

Note when using LEDs: A notch on the lamp socket identifies the cathode side.

LUMOTAST 25 illuminated pushbutton with protruding lens, „Click“ quick-assembly feature



Contact function	Contact arrangement	Order no. without lens	Note
momentary	1 NO	1.15.150.606/0000	Please include the desired lens in your order.

Technical data see page 1 - 22

Lenses:

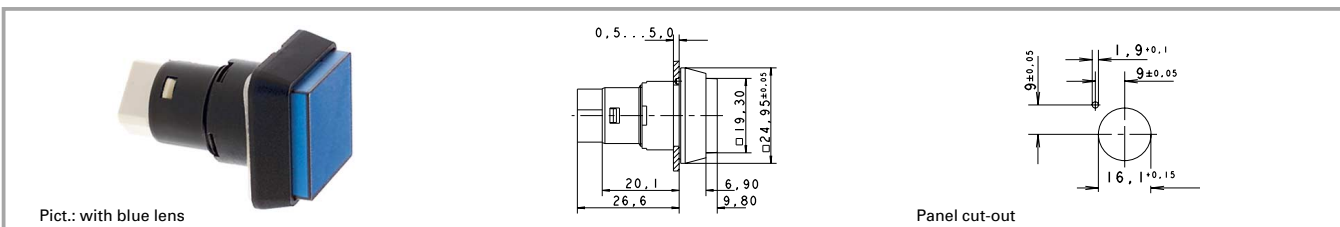
- Lens, square, transparent colourless: **5.49.077.012/1002**
- Lens, square, transparent red: **5.49.077.012/1306**
- Lens, square, transparent yellow: **5.49.077.012/1403**
- Lens, square, transparent green: **5.49.077.012/1505**
- Lens, square, transparent blue: **5.49.077.012/1607**

Note when using LEDs: A notch on the lamp socket identifies the cathode side.

1

LUMO
25

LUMOTAST 25 illuminated pushbutton with protruding lens, ring nut fixing



Contact function	Contact arrangement	Order no. without lens	Note
momentary	1 NO	1.15.150.656/0000	Please include the desired lens in your order.

Technical data see page 1 - 22

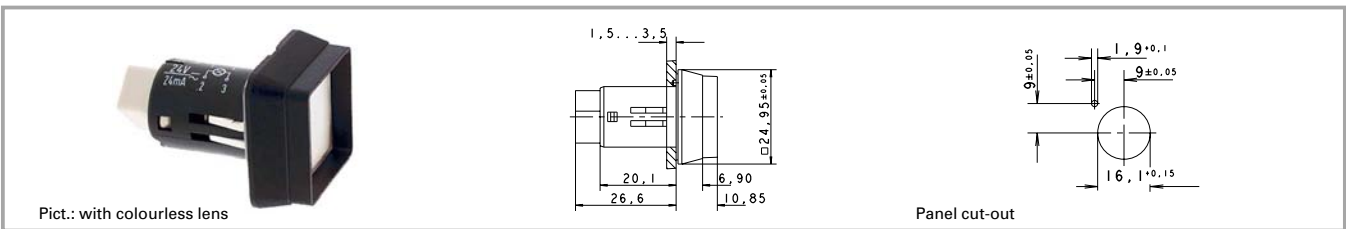
Lenses:

- Lens, square, transparent colourless: **5.49.077.012/1002**
- Lens, square, transparent red: **5.49.077.012/1306**
- Lens, square, transparent yellow: **5.49.077.012/1403**
- Lens, square, transparent green: **5.49.077.012/1505**
- Lens, square, transparent blue: **5.49.077.012/1607**

Note when using LEDs: A notch on the lamp socket identifies the cathode side.

1

LUMOTAST 25 illuminated pushbutton with protruding collar, „Click“ quick-assembly feature



Contact function	Contact arrangement	Order no. without lens	Note
momentary	1 NO	1.15.150.706/0000	Please include the desired lens in your order.

Technical data see page 1 - 22


LUMO
25

Lenses:

- Lens, square, transparent colourless: **5.49.077.011/1002**
- Lens, square, transparent red: **5.49.077.011/1306**
- Lens, square, transparent yellow: **5.49.077.011/1403**
- Lens, square, transparent green: **5.49.077.011/1505**
- Lens, square, transparent blue: **5.49.077.011/1607**

Note when using LEDs: A notch on the lamp socket identifies the cathode side.

LUMOTAST 25 illuminated pushbutton with protruding collar, ring nut fixing



Contact function	Contact arrangement	Order no. without lens	Note
momentary	1 NO	1.15.150.756/0000	Please include the desired lens in your order.

Technical data see page 1 - 22

Lenses:

- Lens, square, transparent colourless: **5.49.077.011/1002**
- Lens, square, transparent red: **5.49.077.011/1306**
- Lens, square, transparent yellow: **5.49.077.011/1403**
- Lens, square, transparent green: **5.49.077.011/1505**
- Lens, square, transparent blue: **5.49.077.011/1607**

Note when using LEDs: A notch on the lamp socket identifies the cathode side.

LUMOTAST 25 selector switch



Technical data

LUMO
25

General information

Form of lens	handle
Colour of handle	black opaque
Form of collar	square

Dimensions

Length of collar	25 mm
Width of collar	25 mm
Overall height	17 mm
Mounting depth with connector	30.7 mm
Mounting depth with plug-in socket	33.4 mm
Mounting hole	16.2 mm

Mechanical design

Mounting	see order block
Terminals	pin connector 4-pol./ plug-in socket
Contact system	snap-action contact
Contact function	see order block
Contact arrangement	1 NO
Contact materials	Au
Illuminability	no

Mechanical characteristics

Operating force min.	0,03 Nm
Rotating angle	see order block
Robustness max.	1,5 Nm

Electrical characteristics

Rated voltage AC/DC max.	42 V
Rated voltage AC/DC min.	0.02 V
Rated current AC/DC max.	100 mA
Rated current AC/DC min.	0.01 mA
Contact resistance max.	100 mΩ
Bouncing time max.	5 ms




Other specifications

Operating life (operations)	500000
Degree of protection from front side	IP65
Ambient temp. operating min.	-25 °C
Ambient temp. operating max.	+70 °C
Storage temperature min.	-40 °C
Storage temperature max.	+80 °C
Resistance to constant environment	according to IEC 600 68-2-3 and 2-30
Resistance at variable environment	according to IEC 600 68-2-14 and 2-33
Weight	8 g

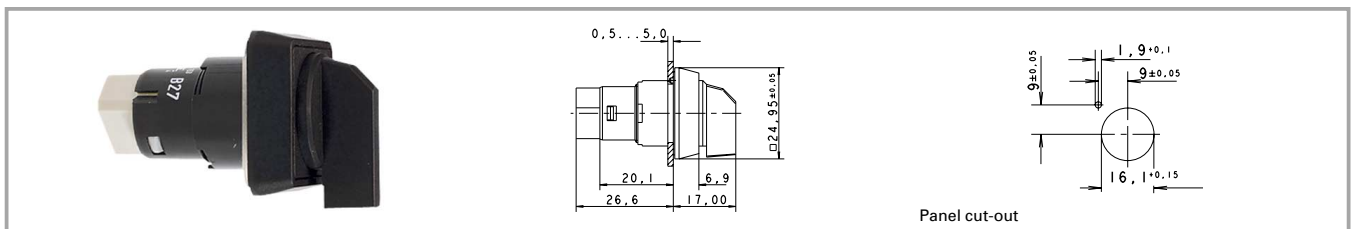
Accessories LUMOTAST 25 selector switch

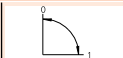
Description	Photo	Order no.	Page
Plug-in socket for PCB		5.00.645.036/0000	5 - 25
Cable (flat ribbon cable 10 cm with socket connector and male quick connector, AMP 4-pin)		5.03.771.306/0000	5 - 24
Blanking cap complete with sealing disc and ring nut, square		5.05.800.049/0100	5 - 29
Label holder, flush, for square collar		5.07.620.004/0000	2 - 66

Accessories LUMOTAST 25 selector switch

Description	Photo	Order no.	Page
Flat ribbon cable, 4-wire, 1 m long		5.37.700.124/0000	5 - 25
Fixing spanner M 15, M 16		5.58.002.019/0105	5 - 23
Socket connector, 4-pin		5.92.025.368/0000	5 - 24

LUMOTAST 25 selector switch, ring nut fixing



Contact arrangement	Contact function	Rotating angle	Form of lens	Order no.
1 NO	latching	right, 1 x 90°	 handle	1.15.153.106/0100

Technical data see page 1 - 28

LUMOTAST 25 keylock switch



Technical data

LUMO
25

General information

Colour of lens black opaque
Form of collar square

Dimensions

Length of collar 25 mm
Width of collar 25 mm
Overall height 32.3 mm
Mounting depth with
connector 30.7 mm
Mounting depth with
plug-in socket 33.4 mm
Mounting hole 16.2 mm

Mechanical design

Mounting ring nut
Terminals pin connector 4-pol./
plug-in socket
Contact system snap-action contact
Contact function latching
Contact arrangement 1 NO
Contact materials Au
Illuminability no
Lamp socket no
Lock cylinder lock
Wafers 8 pins
Lock type 5201
Number of locking
positions 10000
Main key yes
Symmetric key yes
Key removal position see order block

Mechanical characteristics

Operating force max. 1,5 Nm
Rotating angle 90°

Electrical characteristics

Rated voltage AC/DC max. 42 V
Rated voltage AC/DC min. 0.02 V
Rated current AC/DC max. 100 mA
Rated current AC/DC min. 0.01 mA
Contact resistance max. 100 mΩ
Bouncing time max. 5 ms

Other specifications

Operating life
(operations) 50000
Degree of protection
from front side IP65
Ambient temp. operating
min. -25 °C
Ambient temp. operating
max. +70 °C
Storage temperature min. -40 °C
Storage temperature max. +80 °C
Resistance to constant
environment according to
IEC 600 68-2-3 and 2-30
Resistance at variable
environment according to
IEC 600 68-2-14 and 2-33
Weight 20 g

Accessories LUMOTAST 25 keylock switch

Description	Photo	Order no.	Page
Plug-in socket for PCB		5.00.645.036/0000	5 - 25
Cable (flat ribbon cable 10 cm with socket connector and male quick connector, AMP 4-pin)		5.03.771.306/0000	5 - 24
Blanking cap complete with sealing disc and ring nut, square		5.05.800.049/0100	5 - 29

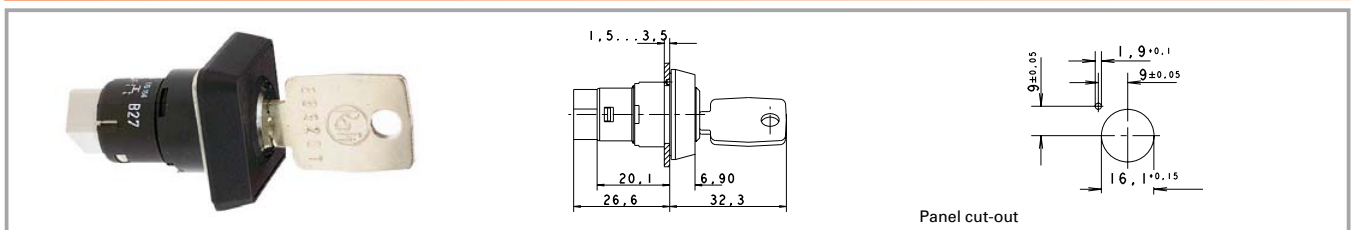
Accessories LUMOTAST 25 keylock switch

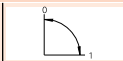
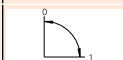
Description	Photo	Order no.	Page
Label holder, flush, for square collar		5.07.620.004/0000	2 - 66
Flat ribbon cable, 4-wire, 1 m long		5.37.700.124/0000	5 - 25
Fixing spanner M 15, M 16		5.58.002.019/0105	5 - 23
Spare key		5.58.015.201/0000	
Legend label 23 x 16 for label holder, without legend		5.73.111.000/0000	2 - 66
Socket connector, 4-pin		5.92.025.368/0000	5 - 24

1

LUMO
25

LUMOTAST 25 keylock switch




Contact arrangement	Contact function	Rotating angle	Key removal position	Colour of lens	Order no.
1 NO	latching	90°		black opaque	1.15.156.001/0000
1 NO	latching	90°		black opaque	1.15.156.011/0000

Technical data see page 1 - 30

Included: 2 keys.

1

LUMOTAST 25 emergency stop pushbutton



Technical data

LUMO
25

General information

Colour of lens	opaque red
Form of collar	square
Colour of collar	see order block

Dimensions

Length of collar	25 mm
Width of collar	25 mm
Overall height	18.5 mm
Mounting depth with connector	30.7 mm
Mounting depth with plug-in socket	33.4 mm
Mounting hole	16.2 mm

Mechanical design

Mounting	ring nut
Terminals	pin connector 4-pol./ plug-in socket
Contact system	snap-action contact
Contact function	latching
Contact arrangement	2 NC (forcibly actuated)
Contact materials	Au
Illuminability	no

Mechanical characteristics

Operating force max.	10 N
Operating travel	2.6 mm
Switching travel	2 mm
Robustness min.	100 N

Electrical characteristics

Rated voltage AC/DC max.	25 V
Rated voltage AC/DC min.	0.02 V
Rated current AC/DC max.	100 mA (1A short-circuit current)
Rated current AC/DC min.	0.01 mA
Contact resistance max.	100 mΩ
Bouncing time max.	10 ms

Other specifications

Operating life	15000
Degree of protection from front side	IP65
Ambient temp. operating min.	-25 °C
Ambient temp. operating max.	+70 °C
Storage temperature min.	-40 °C
Storage temperature max.	+80 °C
Resistance to constant environment	according to IEC 600 68-2-3 and 2-30
Resistance at variable environment	according to IEC 600 68-2-14 and 2-33
Weight	9 g
Approvals	TÜV/UL according to EN 60947-5-5 and -5-1/A2, UL 508

Accessories LUMOTAST 25 emergency stop pushbutton

Description	Photo	Order no.	Page
Plug-in socket for PCB		5.00.645.036/0000	5 - 25
Cable (flat ribbon cable 10 cm with socket connector and male quick connector, AMP 4-pin)		5.03.771.306/0000	5 - 24
Blanking cap complete with sealing disc and ring nut, square		5.05.800.049/0100	5 - 29
Label holder, flush, for square collar		5.07.620.004/0000	2 - 66

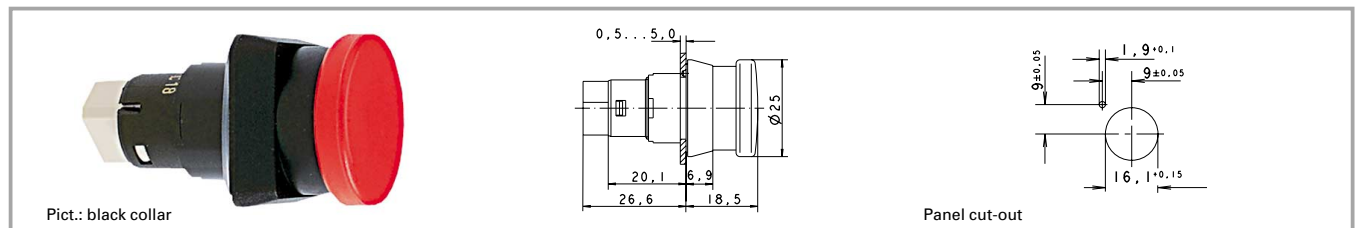
Accessories LUMOTAST 25 emergency stop pushbutton

Description	Photo	Order no.	Page
Flat ribbon cable, 4-wire, 1 m long		5.37.700.124/0000	5 - 25
Fixing spanner M 15, M 16		5.58.002.019/0105	5 - 23
Legend label 23 x 16 for label holder, without legend		5.73.111.000/0000	2 - 66
Emergency stop label, yellow, adhesive, round 60 mm, without legend		5.76.204.425/0400	
Emergency stop label, yellow, adhesive, round 60 mm, with legend „NOT-AUS“		5.76.204.426/0400	
Emergency stop label, yellow, adhesive, round 60 mm, with legend „ARRET-D'URGENCE“		5.76.204.427/0400	
Emergency stop label, yellow, adhesive, round 60 mm, with legend „EMERGENCY-STOP“		5.76.204.428/0400	
Emergency stop label, yellow, adhesive, round 60 mm, with legend „ARRESTO-D'EMERGENZA“		5.76.204.429/0400	
Socket connector, 4-pin		5.92.025.368/0000	5 - 24

1

LUMO
25


LUMOTAST 25 emergency stop pushbutton, ring nut fixing



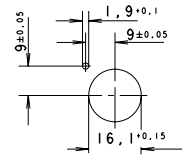
Contact function	Contact arrangement	Colour of collar	Order no. complete	Order no. single parts	
				Housing	Lens
latching	2 NC (forcibly actuated)	black	1.15.154.006/0301	-	-
latching	2 NC (forcibly actuated)	yellow	1.15.154.016/0301	-	-

Technical data see page 1 - 32

LUMOTAST 25 signal lamp



Pict.: with red lens



Panel cut-out

Technical data

General information

Form of lens square
Colour of lens see order block

Dimensions

Length of collar 25 mm
Width of collar 25 mm
Overall height 9.8 mm
Mounting depth with connector 30.7 mm
Mounting depth with plug-in socket 33.4 mm
Mounting hole 16.2 mm

Mechanical design

Mounting see order block
Terminals pin connector 4-pol./plug-in socket
Lamp socket Bi-Pin T 1/T 1 1/4
Lamp filament lamp / LED

Electrical characteristics

Voltage limit max. 24 V
Power limit max. 0,7 W

Other specifications

Degree of protection from front side IP65
Weight 7 g
Ambient temp. operating min. -25 °C
Ambient temp. operating max. +70 °C
Storage temperature min. -40 °C
Storage temperature max. +80 °C

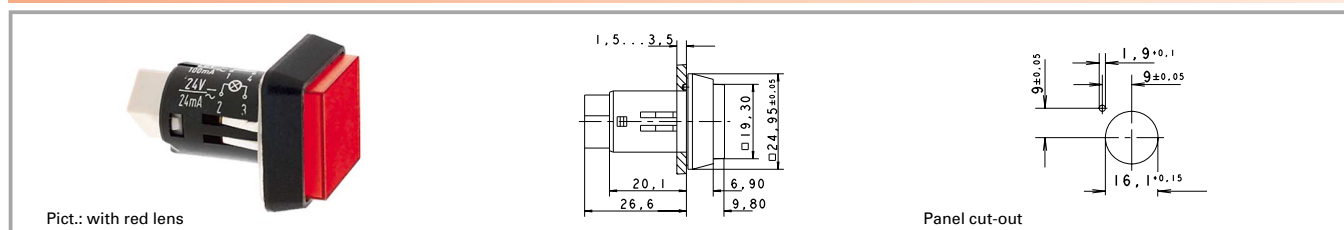
Accessories LUMOTAST 25 signal lamp

Description	Photo	Order no.	Page
Filament lamp, Bi-Pin T 1 1/4 base, 12 V		1.90.180.474/0000	5 - 5
Filament lamp, Bi-Pin T 1 1/4 base, 28 V		1.90.180.475/0000	5 - 5
LED Bi-Pin T 1 superbright, red, 24 V		1.90.690.351/0000	5 - 17
LED Bi-Pin T 1 superbright, green, 24 V		1.90.690.352/0000	5 - 17
LED Bi-Pin T 1 superbright, yellow, 24 V		1.90.690.353/0000	5 - 17
LED Bi-Pin T 1 superbright, blue, 24 V		1.90.690.354/0000	5 - 17
LED Bi-Pin T 1 superbright, white, 24 V		1.90.690.355/0000	5 - 17
LED Bi-Pin T 1, red, 3 V		1.90.691.026/0000	5 - 17

Accessories LUMOTAST 25 signal lamp

Description	Photo	Order no.	Page
LED Bi-Pin T 1, green, 3 V		1.90.691.027/0000	5 - 17
LED Bi-Pin T 1, yellow, 3 V		1.90.691.028/0000	5 - 17
Plug-in socket for PCB		5.00.645.036/0000	5 - 25
Cable (flat ribbon cable 10 cm with socket connector and male quick connector, AMP 4-pin)		5.03.771.306/0000	5 - 24
Disassembly tool for LUMOTAST 25, RAFIX 16		5.05.800.042/0000	2 - 65 5 - 24
Blanking cap complete with sealing disc and ring nut, square		5.05.800.049/0100	5 - 29
Label holder, flush, for square collar		5.07.620.004/0000	2 - 66
Flat ribbon cable, 4-wire, 1 m long		5.37.700.124/0000	5 - 25
Fixing spanner M 15, M 16		5.58.002.019/0105	5 - 23
Legend insert, blank, use only for transparent lenses		5.70.635.000/2000	
Legend label 23 x 16 for label holder, without legend		5.73.111.000/0000	2 - 66
Socket connector, 4-pin		5.92.025.368/0000	5 - 24

LUMOTAST 25 signal lamp, 24 V, „Click“ quick-assembly feature



Voltage limit max.	Power limit max.	Lamp socket	Order no. without lens	Note
24 V	0.7 W	Bi-Pin T 1/T 1 1/4	1.65.122.906/0000	Please include the desired lens in your order.

Technical data see page 1 - 34

Lenses:

- Lens, square, transparent colourless: **5.49.077.014/1002**
- Lens, square, transparent red: **5.49.077.014/1306**
- Lens, square, transparent yellow: **5.49.077.014/1403**
- Blende quadratisch, transparent grün: **5.49.077.014/1505**
- Lens, square, transparent blue: **5.49.077.014/1607**

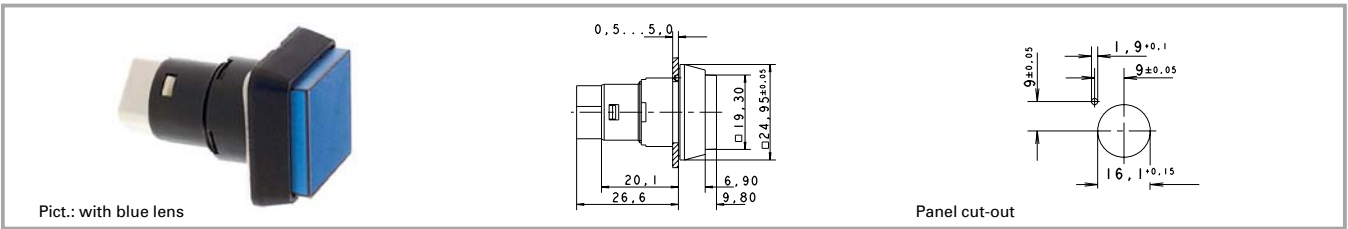
Do not press in lens in disassembled condition. Note when using a LED: A notch on the lamp identifies the cathode side.

Pushbuttons

Stock items are marked by **bold printed** order numbers.

1

LUMOTAST 25 signal lamp, 24 V, ring nut fixing



Voltage limit max.	Power limit max.	Lamp socket	Order no. without lens	Note
24 V	0.7 W	Bi-Pin T 1/T 1¼	1.65.122.956/0000	Please include the desired lens in your order.

LUMO
25

Technical data see page 1 - 34

Lenses:

- Lens, square, transparent colourless: **5.49.077.014/1002**
- Lens, square, transparent red: **5.49.077.014/1306**
- Lens, square, transparent yellow: **5.49.077.014/1403**
- Lens, square, transparent green: **5.49.077.014/1505**
- Lens, square, transparent blue: **5.49.077.014/1607**

Do not press in lens in disassembled condition. Note when using LED: A notch on the lamp socket identifies the cathode side.