

483 164


(19930)



Gds A-H DIN 41 612 · VG 95 324 · Type H

Number of contacts


15



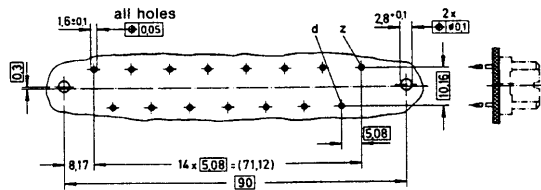
Female connectors

Identification	Number of contacts	Part No.	Drawing	Dimensions in mm			
Female connector with solder pins	15						
4 mm		09 06 215 2821					
7 mm		09 06 215 2831		<table border="1"> <tr><td>a</td></tr> <tr><td>4</td></tr> <tr><td>7</td></tr> <tr><td>10</td></tr> </table>	a	4	7
a							
4							
7							
10							
10 mm	09 06 215 2841						

Contact arrangement View from termination side



Board drillings



H