

Metallized Polyester Film Capacitors MKT Radial Potted Type

APPLICATIONS

Blocking and coupling. Bypass and energy reservoir

MARKING

C-value; tolerance; rated voltage; code for manufacturer; year and week of manufacturer; manufacturer's type designation

DIELECTRIC

Polyester film

ELECTRODES

Vacuum deposited aluminium

ENCAPSULATION

Flame retardant plastic case and epoxy resin
(UL-class 94 V-0)

CONSTRUCTION

Wound mono construction

LEADS

Tinned wire

CAPACITANCE RANGE (E12 SERIES)

0.0047 to 0.68 μ F

CAPACITANCE TOLERANCE

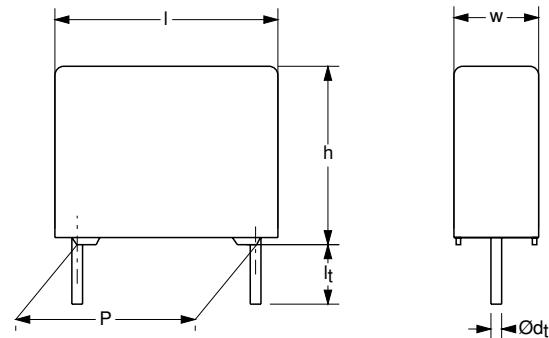
\pm 10%; \pm 5%

RATED (DC) VOLTAGE

100 V; 250 V; 400 V; 630 V

RATED (AC) VOLTAGE

63 V; 160 V; 220 V; 250 V



Dimensions in mm

CLIMATIC CATEGORY

55/105/56

RATED TEMPERATURE

85 °C

MAXIMUM APPLICATION TEMPERATURE

105 °C

REFERENCE SPECIFICATIONS

IEC 60384-2

PERFORMANCE GRADE

Grade 1 (long life)

FEATURES

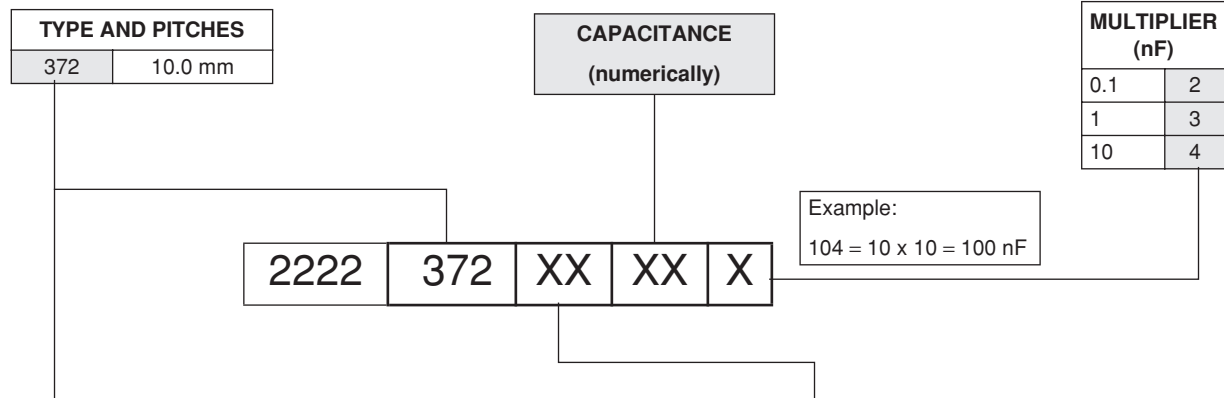
Available taped and loose in box

DETAIL SPECIFICATION

For more detailed data and test requirements see "Type detail specification HQN-384-02/103".



COMPOSITION OF CATALOG NUMBER



TYPE	PACKAGING	LEAD CONFIGURATION	PREFERRED TYPES				
			C-TOL	100 V	250 V	400 V	630 V
372	loose in box	lead length 4.0 +1.0/-0.5 mm	±10%	21	41	51	61
ON REQUEST							
372	loose in box	lead length 4.0 +1.0/-0.5 mm	±5%	22	42	52	62
	taped on reel	H = 18.5 mm; P ₀ = 12.7 mm; reel diameter 356 mm	±10%	25	45	55	65
			±5%	26	46	56	66
	ammopack	H = 18.5 mm; P ₀ = 12.7 mm	±10%	28	48	58	68
±5%			29	49	59	69	

SPECIFIC REFERENCE DATA

DESCRIPTION	VALUE			
	at 1 kHz	at 10 kHz	at 100 kHz	
Tangent of loss angle:				
C ≤ 0.1 μF	≤75 × 10 ⁻⁴	≤130 × 10 ⁻⁴	≤250 × 10 ⁻⁴	
0.1 μF < C ≤ 0.68 μF	≤75 × 10 ⁻⁴	≤130 × 10 ⁻⁴	≤300 × 10 ⁻⁴	
Rated voltage pulse slope (dU/dt) _R	at 100 V (DC)	at 250 V (DC)	at 400 V (DC)	at 630 V (DC)
	34 V/μs	50 V/μs	80 V/μs	120 V/μs
R between leads, for C ≤ 0.33 μF:				
at 100 V; 1 minute	>15000 MΩ	>30000 MΩ	>30000 MΩ	
at 500 V; 1 minute				>30000 MΩ
RC between leads, for C > 0.33 μF at 100 V; 1 minute	>5000 s			
R between interconnected leads and case (foil method)	>30000 MΩ	>30000 MΩ	>30000 MΩ	>30000 MΩ
Withstanding (DC) voltage (cut off current 10 mA); rise time 100 V/s	160 V; 1 minute	400 V; 1 minute	640 V; 1 minute	1008 V; 1 minute
Withstanding (DC) voltage between leads and case	200 V; 1 minute	500 V; 1 minute	800 V; 1 minute	1260 V; 1 minute



$U_{Rdc} = 100\text{ V}$, $U_{Rac} = 63\text{ V}$

C (μF)	DIMENSIONS $w \times h \times l$ (mm)	MASS (g)	CATALOG NUMBER 2222 372 AND PACKAGING			
			LOOSE IN BOX		REEL	AMMOPACK
			$l_t = 4.0 +1.0/-0.5\text{ mm}$			
			C-tol = $\pm 10\%$	SPQ		
last 5 digits of catalog number	SPQ	SPQ	SPQ			
Pitch = $10.0 \pm 0.4\text{ mm}$; $d_t = 0.60 \pm 0.06\text{ mm}$						
0.1 0.12 0.15 0.18	4.0 × 10.0 × 12.5	0.7	21104	1000	1400	750
0.22 0.27 0.33			21124			
0.39 0.47			21154			
0.56 0.68			21184			
0.22 0.27 0.33	4.0 × 10.0 × 12.5	0.7	21224	1000	1400	750
0.39 0.47			21274			
0.56 0.68			21334			
0.39 0.47	5.0 × 11.0 × 12.5	0.9	21394	1000	1100	600
0.56 0.68			21474			
0.56 0.68	6.0 × 12.0 × 12.5	1.0	21564	750	900	500
			21684			

$U_{Rdc} = 250\text{ V}$; $U_{Rac} = 160\text{ V}$

C (MF)	DIMENSIONS $w \times h \times l$ (mm)	MASS (g)	CATALOG NUMBER 2222 372 AND PACKAGING			
			LOOSE IN BOX		REEL	AMMOPACK
			$l_t = 4.0 +1.0/-0.5\text{ mm}$			
			C-tol = $\pm 10\%$	SPQ		
last 5 digits of catalog number	SPQ	SPQ	SPQ			
Pitch = $10.0 \pm 0.4\text{ mm}$; $d_t = 0.60 \pm 0.06\text{ mm}$						
0.047 0.056 0.068 0.082 0.1	4.0 × 10.0 × 12.5	0.7	41473	1000	1400	750
0.12 0.15			41563			
0.18 0.22			41683			
			41823			
			41104			
0.12 0.15	5.0 × 11.0 × 12.5	0.9	41124	1000	1100	600
0.18 0.22			41154			
0.18 0.22	6.0 × 12.0 × 12.5	1.0	41184	750	900	500
			41224			



$U_{Rdc} = 400\text{ V}$; $U_{Rac} = 220\text{ V}$

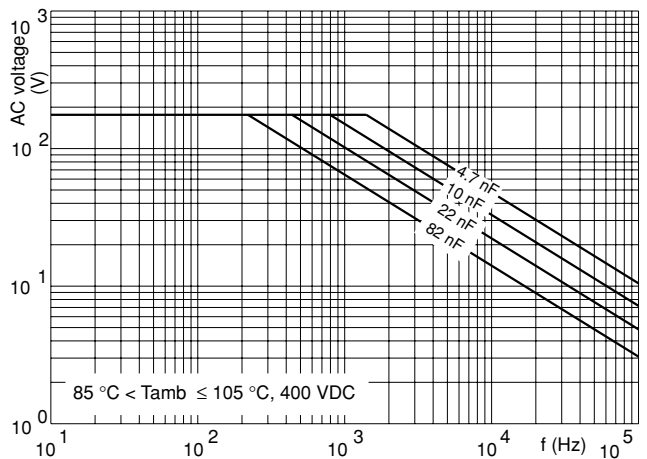
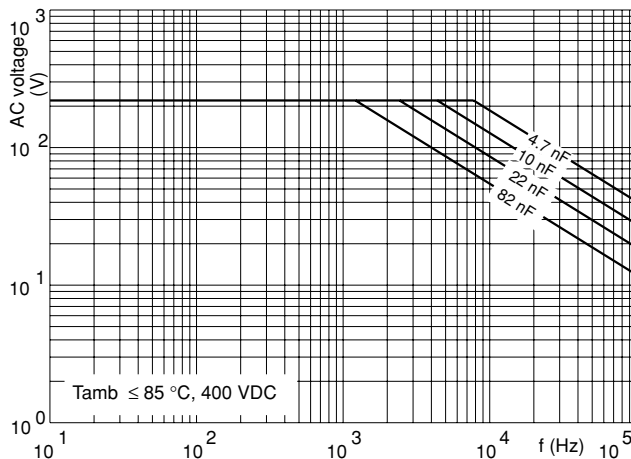
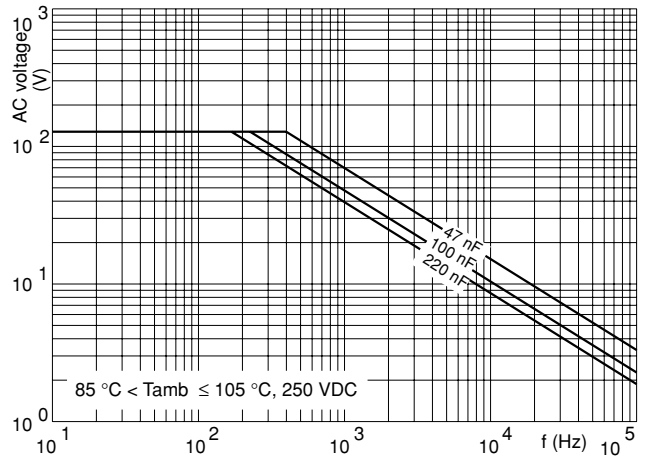
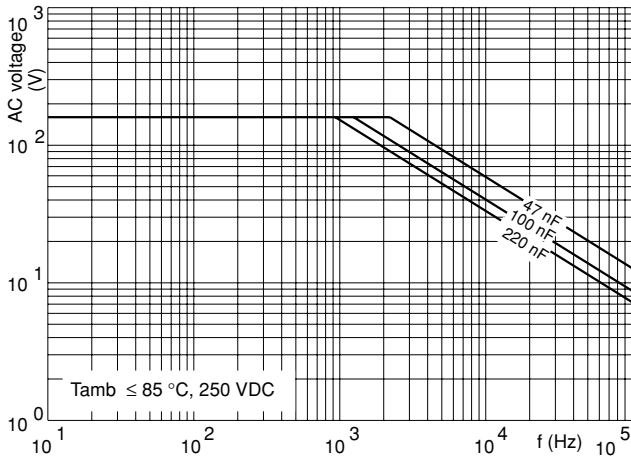
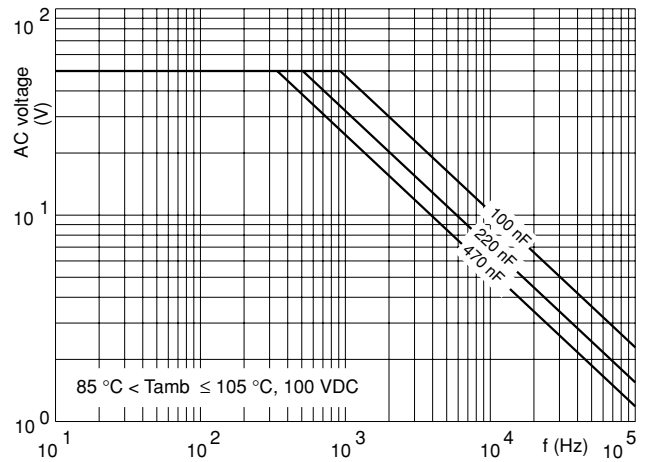
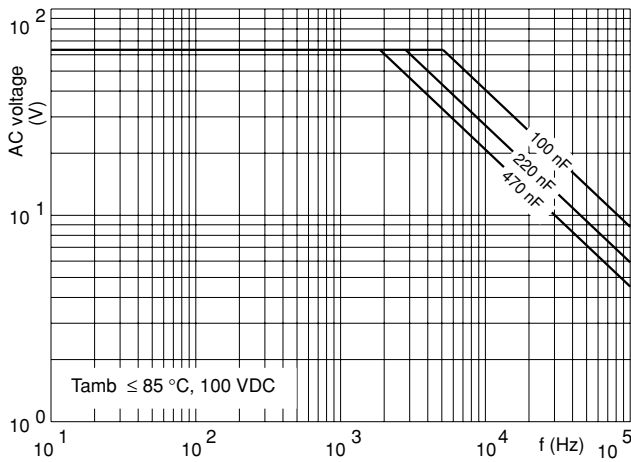
C (MF)	DIMENSIONS w × h × l (mm)	MASS (g)	CATALOG NUMBER 2222 372 AND PACKAGING			
			LOOSE IN BOX		REEL	AMMOPACK
			$l_t = 4.0 +1.0/-0.5\text{ mm}$			
			C-tol = ±10%	SPQ		
last 5 digits of catalog number		SPQ	SPQ			
Pitch = 10.0 ±0.4 mm; d_t = 0.60 ±0.06 mm						
0.0047	4.0 × 10.0 × 12.5	0.7	51472	1000	1400	750
0.0056			51562			
0.0068			51682			
0.0082			51822			
0.01			51103			
0.012			51123			
0.015			51153			
0.018			51183			
0.022			51223			
0.027			51273			
0.033	51333					
0.039	5.0 × 11.0 × 12.5	0.9	51393	1000	1100	600
0.047			51473			
0.056			51563			
0.068	6.0 × 12.0 × 12.5	1.0	51683	750	900	500
0.082			51823			

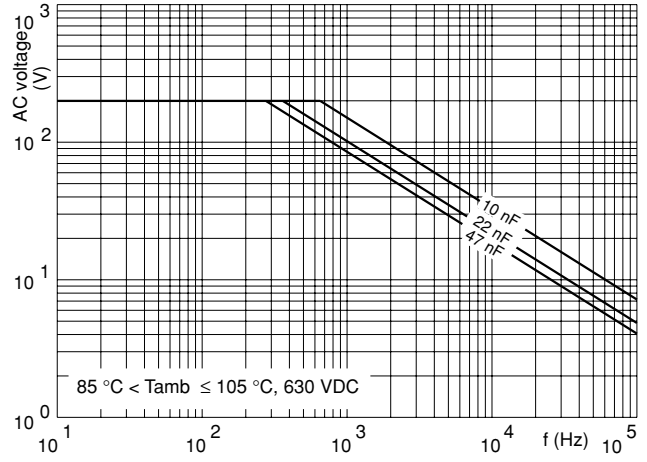
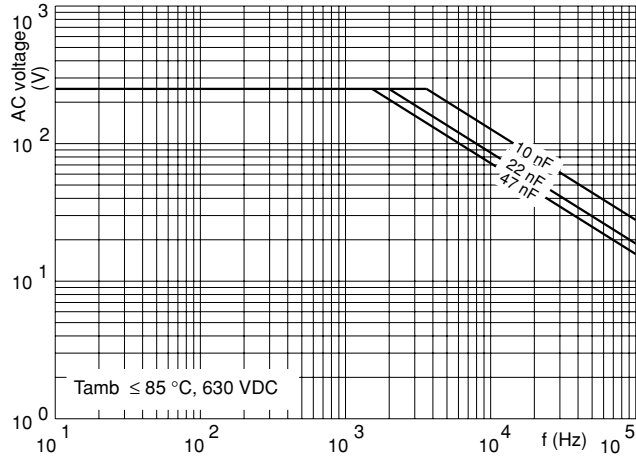
$U_{Rdc} = 630\text{ V}$; $U_{Rac} = 250\text{ V}$

C (MF)	DIMENSIONS w × h × l (mm)	MASS (g)	CATALOG NUMBER 2222 372 AND PACKAGING			
			LOOSE IN BOX		REEL	AMMOPACK
			$l_t = 4.0 +1.0/-0.5\text{ mm}$			
			C-tol = ±10%	SPQ		
last 5 digits of catalog number		SPQ	SPQ			
Pitch = 10.0 ±0.4 mm; d_t = 0.60 ±0.06 mm						
0.01	4.0 × 10.0 × 12.5	0.6	61103	1000	1400	750
0.012			61123			
0.015			61153			
0.018			61183			
0.022			61223			
0.027	5.0 × 11.0 × 12.5	0.9	61273	1000	1100	600
0.033			61333			
0.039	6.0 × 12.0 × 12.5	1.0	61393	750	900	500
0.047			61473			

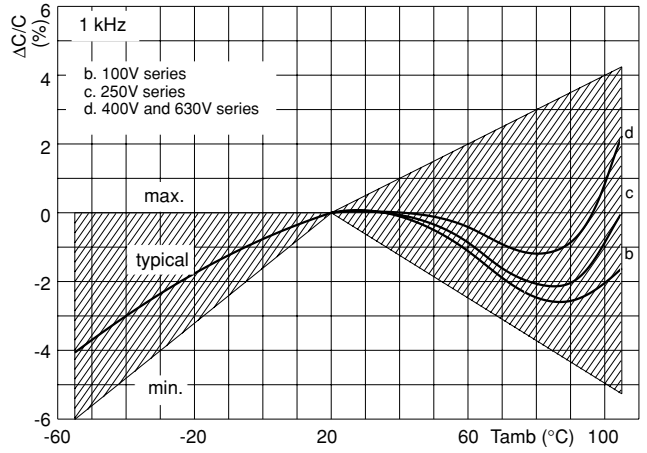
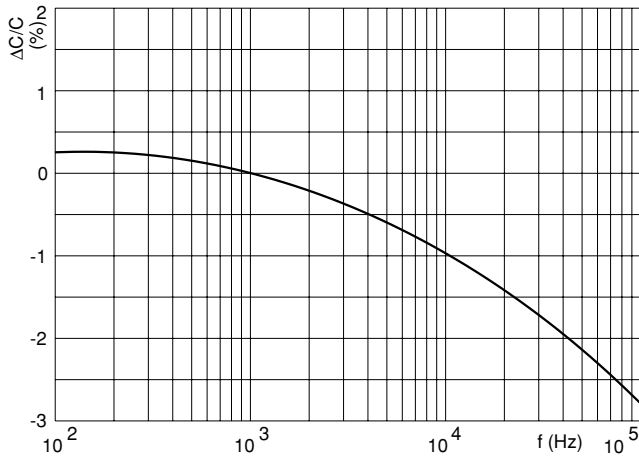


MAXIMUM RMS VOLTAGE (SINEWAVE) AS A FUNCTION OF FREQUENCY

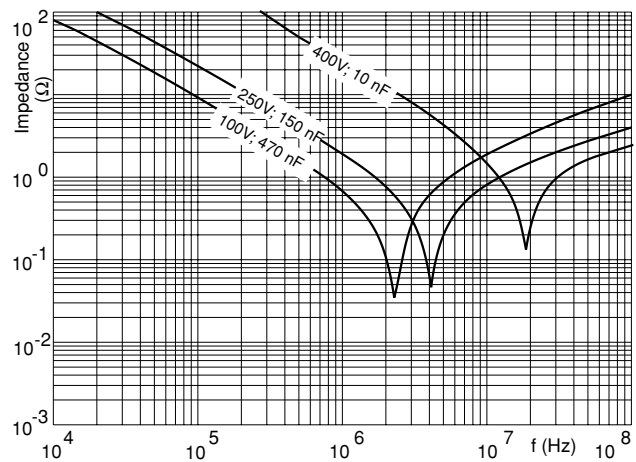




CAPACITANCE



IMPEDANCE



This datasheet has been download from:

www.datasheetcatalog.com

Datasheets for electronics components.