

314 - 705 + 717

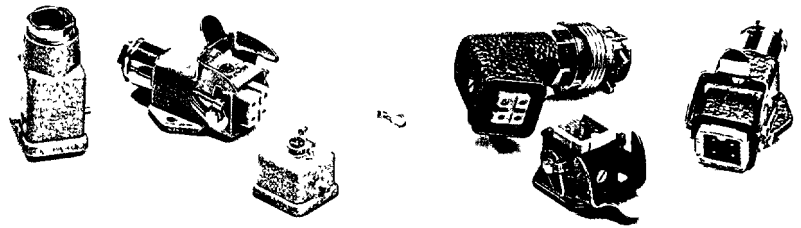
Han 3 A

250 V~ max. 10 A
300 V- max. 10 A



Number of contacts

3 +



Inserts

Identification

Screw terminal



Series

Han A

Part No.

Male insert (M)

Female insert (F)

Drawing


Dimensions in mm

09 20 003 2611

09 20 003 2711

Contact arrangement View from termination side

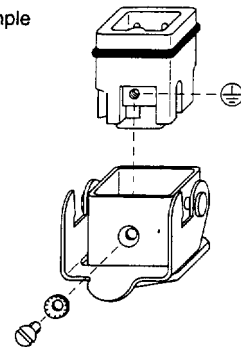
Male insert



Female insert



Mounting example



Han 3 A